

**MINUTES OF THE CITY OF LEDUC
COUNCIL MEETING**

Monday, May 13, 2019

Present: Mayor B. Young, Councillor B. Beckett, Councillor G. Finstad,
Councillor B. Hamilton, Councillor L. Hansen, Councillor T. Lazowski,
Councillor L. Tillack
Also Present: P. Benedetto, City Manager, S. Davis, City Clerk

1. CALL TO ORDER

Mayor B. Young called the meeting to order at 7 pm.

2. ADOPTION OF AGENDA

MOVED by Councillor L. Hansen

That the agenda be adopted as presented.

Motion Carried Unanimously

3. ITEMS FOR DISCUSSION AND RELATED BUSINESS

3.1 Select Items for Debate

The following items were selected for debate:

9. BUSINESS

9.1 Greenhouse Gas Reduction Action Plan Approval

9.2 Leduc & District Regional Waste Management Authority ("LDRWMA")

10. BYLAWS

10.1 Bylaw No. 1023-2019 - Land Use Bylaw Text Amendment (2nd & 3rd Readings)

12. IN-CAMERA ITEMS

12.1 Accord Interim Update for May 2019

3.2 Vote on Items not Selected for Debate

Votes recorded under item headings.

4. ADOPTION OF PREVIOUS MINUTES

4.1 Approval of Minutes of the Council Meeting held April 29, 2019

MOVED by Councillor G. Finstad

That the minutes of the Regular Council Meeting held April 29, 2019, be approved as presented.

Motion Carried Unanimously

5. RECOGNITION ITEMS

There were no recognition items for the agenda.

6. PUBLIC COMMENTARY

There was no public commentary.

7. PUBLIC HEARING

7.1 Bylaw No. 1023-2019 – Land Use Bylaw Text Amendment

Mayor B. Young declared the Public Hearing for Bylaw No. 1023-2019 open at 7:01 pm.

Written Submissions:

There were no written submissions.

Presentations:

Administration

K. Woitt, Director, Planning & Development, made a presentation outlining proposed amendments.

Other Presentations

There were no other presentations.

Mayor B. Young declared the Public Hearing for Bylaw No. 1023-2019 closed at 7:03 pm.

8. PRESENTATIONS

There were no presentations for the agenda.

9. BUSINESS

9.1 Greenhouse Gas Reduction Action Plan Approval

S. Olson, Director, Engineering, and K. Chomlak, Environmental Sustainability Coordinator, made a PowerPoint presentation (Attached) and answered Council's questions.

MOVED by Councillor L. Hansen

That Council approve the overall target of 3% below business-as-usual projections by 2030.

Motion Carried Unanimously

MOVED by Councillor B. Beckett

That Council approve the City of Leduc Greenhouse Gas (GHG) Reduction Action Plan.

Motion Carried Unanimously

9.2 Leduc & District Regional Waste Management Authority ("LDRWMA")

Councillor T. Lazowski provided an update on the April 17, 2019, meeting of the LDRWMA relative to the discussion around the governance structure of Authorities vs. Commissions.

MOVED by Councillor T. Lazowski

That Council support the move of the Leduc & District Regional Waste Management Authority towards a Commission governance structure.

Motion Carried Unanimously

10. BYLAWS

10.1 Bylaw No. 1023-2019 – Land Use Bylaw Text Amendment (2nd & 3rd Readings)

Administration recommends that Bylaw No. 1023-2019 receive second and third readings.

MOVED by Councillor G. Finstad

That Council give Bylaw No. 1023-2019 second reading.

Motion Carried Unanimously

MOVED by Councillor L. Hansen

That Council give Bylaw No. 1023-2019 third reading.

Motion Carried Unanimously

11. PUBLIC COMMENTARY

There was no public commentary.

12. IN-CAMERA ITEMS

MOVED by Councillor L. Tillack

That Council move In-Camera at 7:20 pm.

Motion Carried Unanimously

12.1 Accord Interim Update for May 2019

FOIP s. 21, 24 & 25

MOVED by Councillor B. Beckett

That Council move In-Public at 7:58 pm.

Motion Carried Unanimously

13. RISE AND REPORT FROM IN-CAMERA ITEMS

13.1 Accord Interim Update for May 2019

FOIP s. 21, 24 & 25

Also In Attendance:

Executive Team

S. Olson, Director, Finance

M. Hay, Director, Intergovernmental Affairs and Corporate Planning

S. Davis, City Clerk

S. Olson, M. Hay, P. Benedetto, City Manager, and I. Sasyniuk, General Manager, Corporate Services, made a PowerPoint presentation (Attached) and answered Council's questions.

14. UPDATES FROM BOARDS & COMMITTEES

14.1 Council Member Updates from Boards & Committees

There were no updates.

14.2 Council Member Updates from Commissions, Authorities, Other

There were no updates.

15. INFORMATION REPORTS

15.1 Mayor's Report

There was no discussion.

15.2 Building Inspector's Report

There was no discussion.

15.3 Newly Issued Business Licences

There was no discussion.

16. ADJOURNMENT

The Council meeting adjourned at 7:56 pm.

“Original Signed”

B. YOUNG, Mayor

“Original Signed”

S. DAVIS, City Clerk

Greenhouse Gas (GHG) Reduction Plan Approval

Presentation to Council

Shawn Olson, Director, Engineering, City of Leduc

Kerra Chomlak, Environmental Sustainability Coordinator, Leduc

May 13, 2019

www.leduc.ca

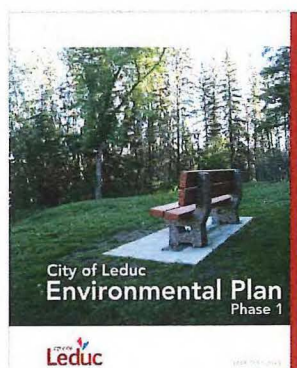


Outline

- Background
- Review Plan:
 - Targets
 - Actions
 - Costs & Benefits
 - Next Steps
- Seek Approval

Past Council Direction

PARTNERS FOR CLIMATE PROTECTION



Milestone 1

Create a Baseline Emissions Inventory and Forecast

Milestone 2

Set Emissions Reduction Targets

Milestone 3

Develop a Local Action Plan

Milestone 4

Implement the Local Action Plan

Milestone 5

Monitor Progress and Report Results



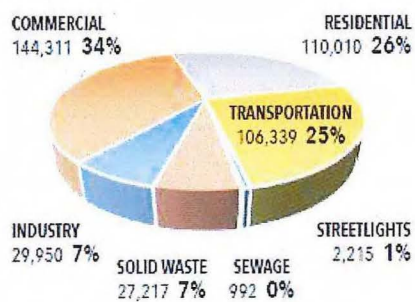
City of Leduc GHG Inventory

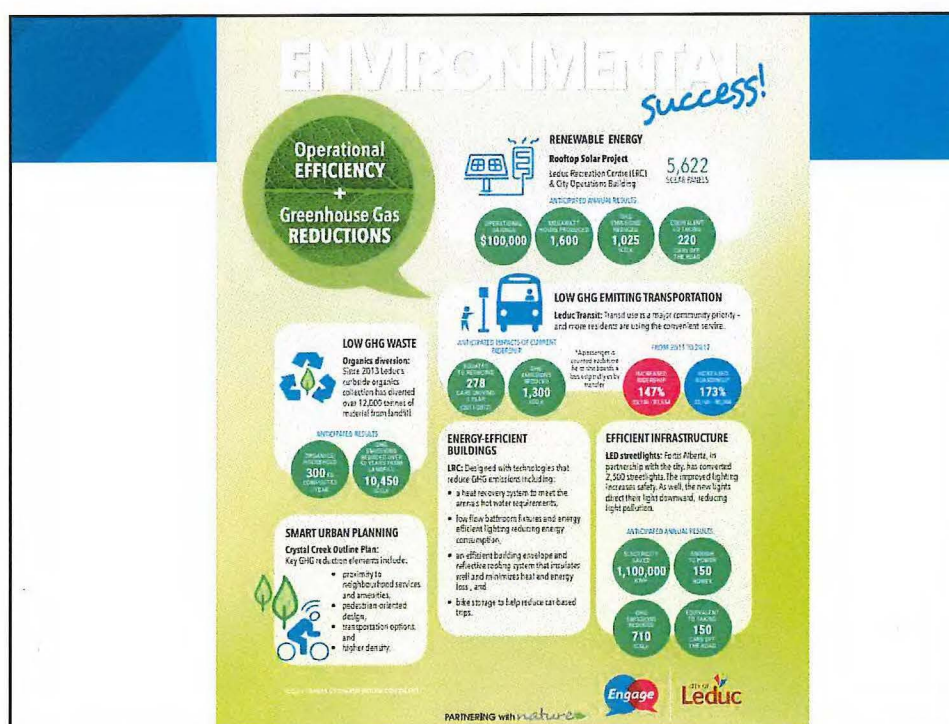
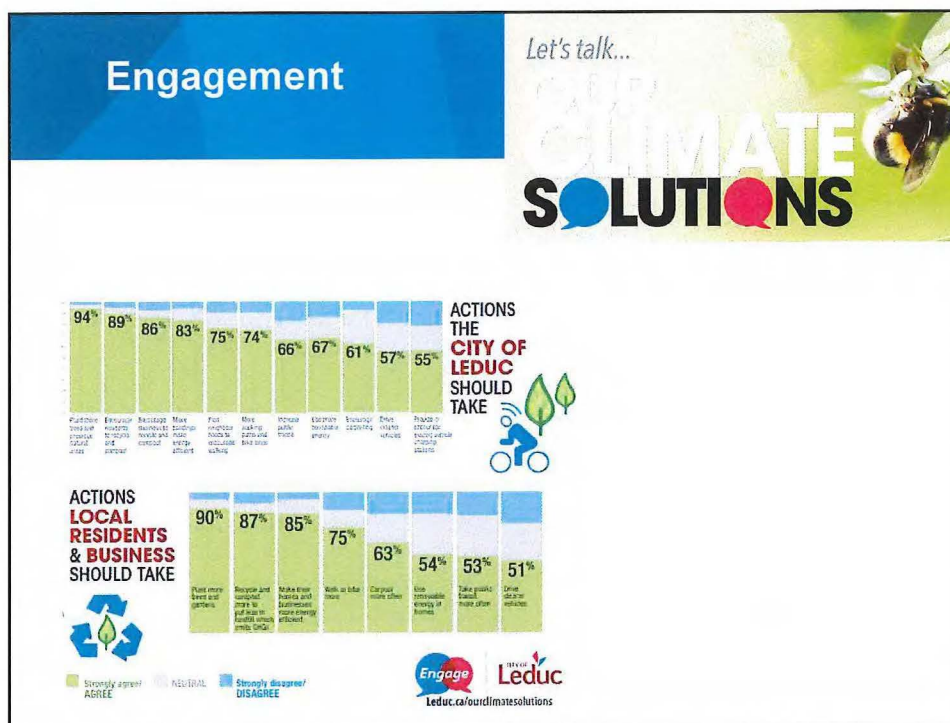
Leduc emitted about
421,035
tCO₂e of GHGs
in 2015

2015 Community and Corporate GHG Emissions (tCO₂e) Comparison



Community and Corporate GHG Emissions (tCO₂e), by Source Sector





Actions

LOW SCENARIO 3% GHG Reduction Target	MEDIUM SCENARIO 5% GHG Reduction Target	HIGH SCENARIO 9% GHG Reduction Target
LED Streetlights	Create Energy Efficiency Champions	Green Building Standard for City
Solar on LRC, Operations Buildings	Promote Efficiency and Renewable Programs, GHG Education Hub	Electric Commuter Bus
Energy Retrofits to City Buildings	City to Buy Best-in-Class New Fleet	Organics Processing Facility
Infill - High Density Development	EV Public Charging Stations and Policy	PACE (Residential & Commercial Buildings)
Mixed Use Development	Enhanced Commuter Transit	Waste Reduction Education for Business & Apartments
Biocover For Landfill	Promote Active Transport, Enhance Transit & U-Pass Marketing	Organics Diversion Policies & Programs for Business & Apartments
Garbage Baling	Promote Secondary Suites	Variable size cart program
Tree Planting	Lower Tipping Fees for Organics	New Solar for City Buildings

Costs

LOW SCENARIO - Actions to achieve a 3% target

Note there are no new costs associated with the actions in the "low" scenario.

MEDIUM SCENARIO - Actions to Achieve a 5% target

The medium scenario actions include:
\$1,205,000 in operating costs, **\$490,500** in staffing costs and staff set up costs and **\$722,000** in capital or one-time costs over 11 years (2020 - 2030).

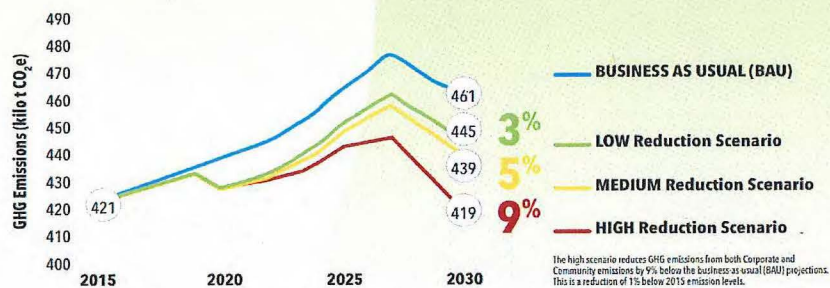
HIGH SCENARIO - Actions to Achieve a 9% target

In addition to the medium scenario costs, the high scenario actions require the following incremental costs: \$185,000 in operating costs, up to \$937,000 staff and staff start up costs and \$1,568,670 in capital, or one-time costs over 11 years (2020 - 2030).

The total costs to achieve the 9% target are:
\$1,390,000 in operating costs, up to **\$1,427,500** in staffing costs and staff set up costs and **\$2,290,670** in capital, or one-time costs over 11 years (2020 - 2030).

The year 2031 is shown in order to reflect costs that would continue at the end of 11 years.

Targets



Next Steps

1. Administration to conduct an annual review to assess whether to implement actions from the medium and high scenarios considering grant opportunities, and available human and financial resources;
2. Report annually to the public on implementation of the actions and progress towards the GHG targets in the annual Environmental Progress Report.

Recommendation

1. That Council approve the overall target of 3% below business-as-usual projections by 2030. This target can also be broken down into the following components based on the FCM Partners for Climate Protection (PCP) program format:
 - Corporate Target: 8% reduction from 2015 by 2030 (equivalent to 20% reduction below business-as-usual forecast)
 - Community Target: 6% above 2015 by 2030 (equivalent to 3% reduction below business-as-usual forecast)
2. That Council approve the City of Leduc Greenhouse Gas (GHG) Reduction Action Plan.

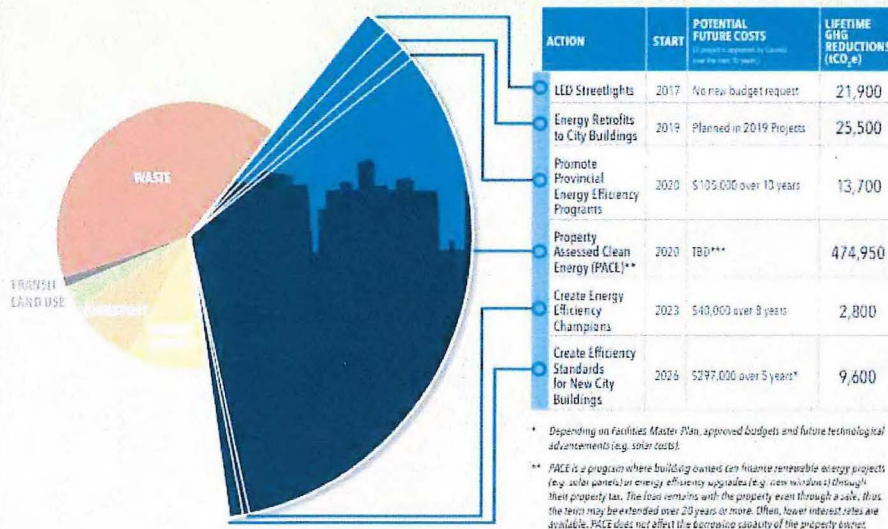
Comments? Questions?



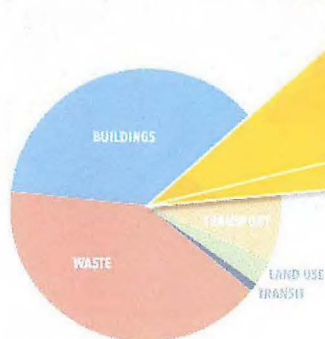
Optional Slides



PROPOSED BUILDING-RELATED GHG REDUCTION ACTIONS



PROPOSED ENERGY SUPPLY-RELATED GHG REDUCTION ACTIONS



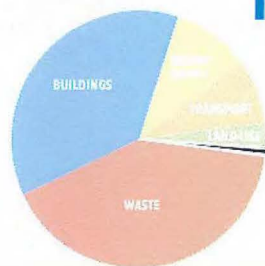
ACTION	START	POTENTIAL FUTURE COSTS (If project is approved by Council over the next 10 years)	LIFETIME GHG REDUCTIONS (tCO ₂ e)
Existing Solar on LRC & Operations Building	2017	No additional costs	26,600
New Solar on Existing City Buildings	2023	\$728,430 over 3 years*	7,450

* Energy savings could potentially exceed these costs.
A payback of 75 years is assumed, based on existing projects.

PROPOSED LAND USE-RELATED ACTIONS

ACTION	START	POTENTIAL FUTURE COSTS (If project is approved by Council over the next 10 years)	LIFETIME GHG REDUCTIONS (tCO ₂ e)
Infill Policy - High Density Developments	2020	Within existing resources	36,200
Policy for Mixed Use Development	2020	Within existing resources	11,500
Promote Secondary Suites	2023	\$10,000 over 3 years	3,800
Tree planting	Annually	No new budget request	2,240

TRANSIT & ACTIVE TRANSPORTATION-RELATED ACTIONS



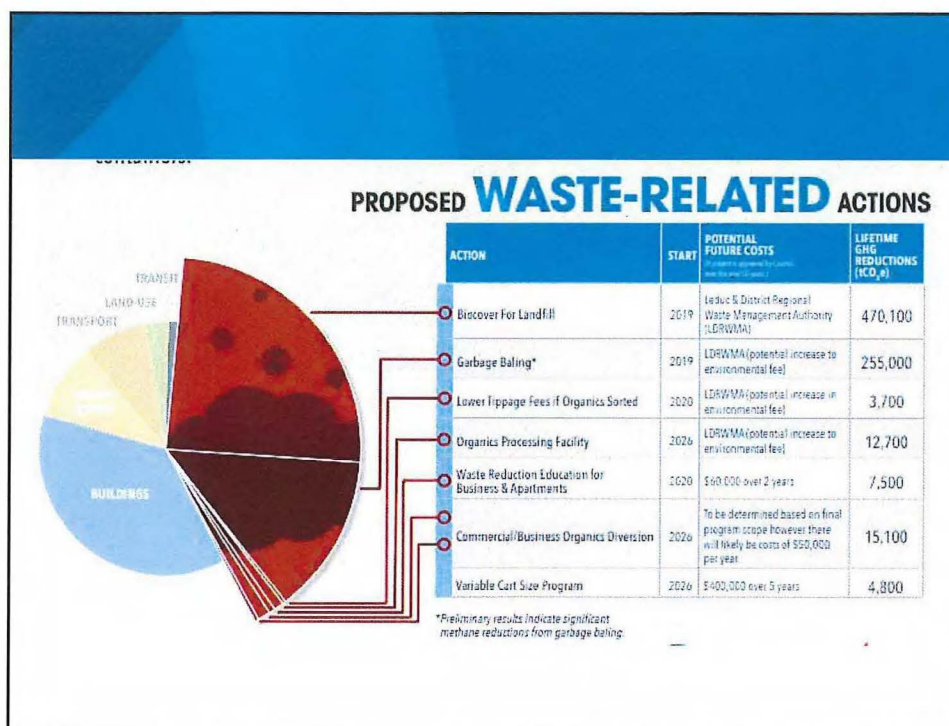
ACTION	START	POTENTIAL FUTURE COSTS <small>(If project is approved by Council over the next 10 years)</small>	LIFETIME GHG REDUCTIONS (tCO ₂ e)
Enhance Commuter Transit	2026	\$1,600,000 over 5 years*	6,600
Promote Active Transport, Enhanced Transit Marketing & U-Pass Marketing	2020	\$50,000 over 1 year*	22,080
Electric Commuter Bus	2026	\$269,000 over 1 year**	350

*Potential for incremental fare revenue to offset some of the incremental costs.

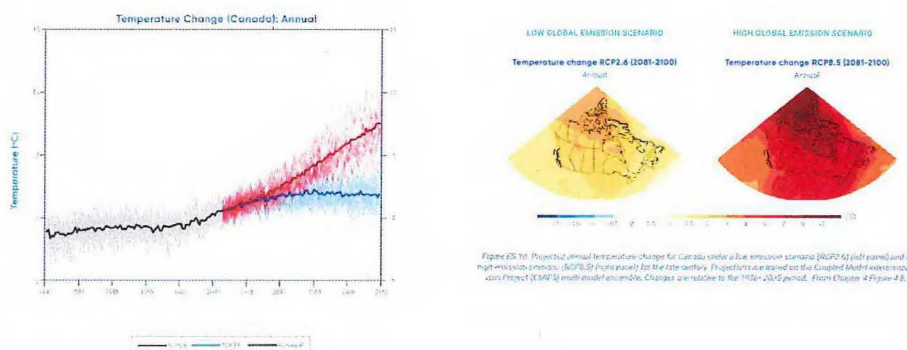
**This is incremental to the cost of a conventional diesel bus and does not include the cost of new fleet management requirements. However there is the potential for fare revenues and significant benefits from avoided fuel costs.

TRANSPORTATION- RELATED ACTIONS

ACTION	START	POTENTIAL FUTURE COSTS <small>(If project is approved by Council over the next 10 years)</small>	LIFETIME GHG REDUCTIONS (tCO ₂ e)
Buy Best in Class New Fleet	2020	Within existing resources	400
Electric Vehicle Charging Stations Policy for New Developments	2023	Within existing resources	250
Public EV Charging Stations	2026	\$121,000 over 5 years	690

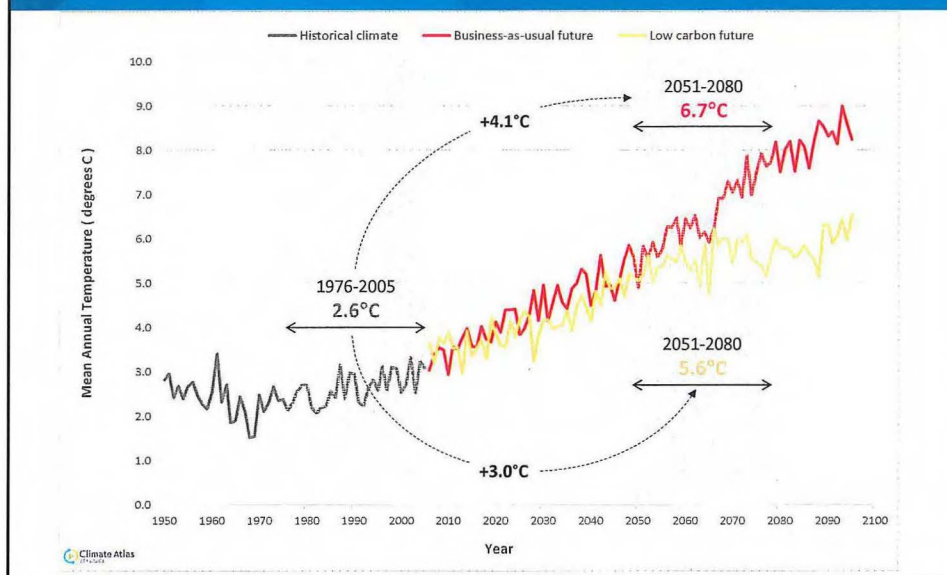


Reasons for a Plan

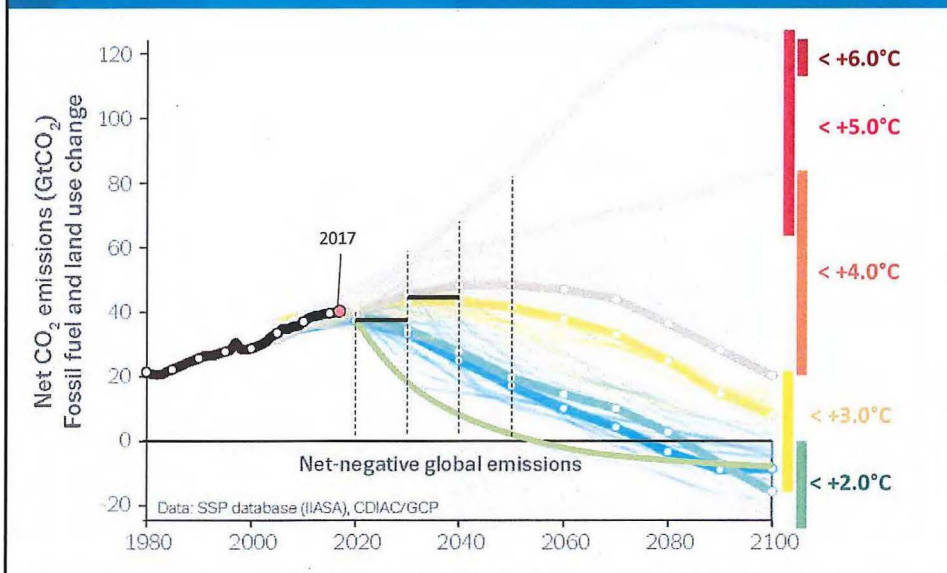


Urban areas are responsible for up to **70%** of human made GHG emissions

Annual temperature for City of Leduc under two climate futures




Different carbon footprints underling different levels of warming



Managing climate change starts in cities

Urban areas are responsible for up to **70%** of anthropogenic GHG emissions



New Costs

	Buildings				Energy Supply	Land Use	Transit/Active Transportation			Transport	Waste	
	Green Building Standards for New City Buildings	Create Energy Efficiency Champions	Promote Efficiency and Renewable Programs, GHG Education Hub	PACE	New Solar on Existing City Buildings	Promote Secondary Suites	Promote Active Transport Enhance Transit & U-Pass Marketing	Enhance Commuter	Electric Commuter Bus	Electric Vehicle Charging Stations & Policy	Waste Diversion Education, Policies & Programs for Businesses & Apartments	Variable Size Cart Program
Low	N/A	N/A	N/A	N/A	N/A	N/A	N/A	N/A	N/A	N/A	N/A	N/A
Medium	N/A	\$40,000	\$595,000	N/A	N/A	\$10,000	\$50,000	\$1,600,000	N/A	\$122,000	N/A	N/A
High	\$297,000			\$248,500 - \$490,500	\$728,000				\$269,000		\$550,500	\$400,000
Total Medium & High	\$297,000	\$40,000	\$595,500	\$248,500 - \$490,500	\$728,000	\$10,000	\$50,000	\$1,600,000	\$269,000	\$122,000	\$550,500	\$400,000
Benefits Include	Energy cost savings	Energy cost savings	Energy cost savings	Energy cost savings	Energy cost savings	Energy cost savings	Increased fare revenue	Increased fare revenue	Avoided fuel costs	Avoided fuel costs	Potential savings depend on tipping fees at LDRWMF	

Medium

Sub-total													2020-2030
Action	2020	2021	2022	2023	2024	2025	2026	2027	2028	2029	2030	2031	
TOTAL OPERATING	80,001	30,000	5,000	13,333	13,333	13,333	320,000	212,000	212,000	214,000	214,000	200,000	1,205,000
TOTAL STAFF	50,500	44,000	44,000	44,000	44,000	44,000	44,000	44,000	44,000	44,000	44,000	44,000	490,500
TOTAL CAPITAL	0	0	0	0	0	0	710,000	2,000	2,000	4,000	4,000	0	722,000

High

Sub-total													2020-2030
Action	2020	2021	2022	2023	2024	2025	2026	2027	2028	2029	2030	2031	
TOTAL OPERATING	30,000	30,000					25,000	25,000	25,000	25,000	25,000	25,000	185,000
TOTAL STAFF	79,000 - 101,000	66,000 - 88,000	66,000 - 88,000	66,000 - 88,000	66,000 - 88,000	66,000 - 88,000	66,000 - 88,000	66,000 - 88,000	66,000 - 88,000	66,000 - 88,000	66,000 - 88,000	66,000 - 88,000	739,000 - 981,000
TOTAL CAPITAL	0	0	0	248,000	240,000	240,000	628,394	54,204	51,807	49,533	49,533	0	1,568,670

First 3 Years

Medium	2020	2021	2022
Operating:	\$50,000 (transit promotions)		
	\$30,000 (GHG education)	\$30,000 (GHG education)	\$5,000 (GHG education)
	\$44,000 (0.5 FTE)	\$44,000 (0.50 FTE)	\$44,000 (0.50 FTE)
	\$124,000 (Total)	\$74,000 (Total)	\$49,000 (Total)
Capital:	\$6,500 staffing start up	\$0	\$0

High	2020	2021	2022
Operating:	\$50,000 (transit promotions)		
	\$30,000 (GHG education)	\$30,000 (GHG Education)	\$5,000 (GHG Education)
	\$30,000 (ICI/MF waste program)	\$30,000 (ICI/MF waste)	
	\$88,000 (1.0 FTE)	\$132,000 (1.5 FTE)	\$132,000 (0.50 FTE)
	\$198,000 (Total)	\$192,000 (Total)	\$137,000 (Total)
Capital:	\$6,500 staffing start up	\$13,000 staffing start up	\$0

ADOPTION OF PREVIOUS MINUTES

Minutes of the Regular Council Meeting –
May 13, 2019

12.1 – Accord Interim Update for May 2019

Attachment Removed Pursuant to Sections 21, 24 & 25 of the FOIP Act.