

Present: Mayor B. Young, Councillors B. Beckett, G. Finstad, B. Hamilton, L. Hansen, T. Lazowski and L. Tillack

Also Present: P. Benedetto, City Manager, and S. Davis, City Clerk

Mayor B. Young called the meeting to order at 7:03 pm.

**I. ADOPTION OF AGENDA**

**MOVED** by Councillor G. Finstad that the Agenda be adopted as presented.

Motion Carried Unanimously

**II. ITEMS FOR DISCUSSION AND RELATED BUSINESS**

**A. Selected Items for Debate**

The following items were selected for debate:

**VIII. BUSINESS**

- A. Financial Statement Presentation/Auditor's Report
- B. 2017 Audited Financial Statement
- C. Leduc Environmental Advisory Board ("LEAB")
- D. Annual Environmental Progress Report
- E. Edmonton International Airport Accord Transit Services and Funding

**IX. BYLAWS**

- A. Bylaw No. 975-2018 – 2018 Property Tax Rate Bylaw (1<sup>st</sup> Reading)
- B. Bylaw No. 976-2018 – Amendment to Southfork Area Structure Plan (2<sup>nd</sup> and 3<sup>rd</sup> Readings)
- C. Bylaw No. 973-2018 – Redistricting Southfork Stage 7B (2<sup>nd</sup> Reading)

**B. Vote on Items not Selected for Debate**

Votes recorded under item headings.

**III. ADOPTION OF PREVIOUS MINUTES**

**A. Approval of Minutes of the Regular Council Meeting held Monday, March 26, 2018**

**MOVED** by Councillor L. Tillack that the minutes of the Regular Council Meeting held Monday, March 26, 2018, be approved as presented.

Motion Carried Unanimously

---

**IV. RECOGNITION ITEMS**

There were no recognition items.

**V. PUBLIC COMMENTARY**

M. Nesimiuk, a resident of Southfork, and teacher at Willow Park School, spoke to Council on two matters:

Responsible  
Department

1. M. Nesimiuk is a member of a group of community gardeners ("gardeners"). The site the gardens are located on is a future school site; however, the gardeners would like it to be considered as a permanent location. M. Pieters, General Manager, Infrastructure and Planning, advised that the site is a high priority site for a new school, but advised that Administration will contact M. Nesimiuk in order to work with the gardeners.

IP

2. M. Nesimiuk also spoke to Council about concerns that the Administration of Willow Park School have relative to the high level of social service needs. M. Nesimiuk advised that children as young as five are home alone, children as young as eight are looking after younger siblings and a number of children come to school hungry. The school has started a cooking class to help children learn to prepare their own breakfast; however, a home alone program is required. The school has met a number of road blocks in trying to meet this need. M. Nesimiuk requested assistance to provide a home alone program directed to children aged five and up, in partnership with Family and Community Support Services.

CPS

D. Melvie, General Manager, Community and Protective Services, will have a member of Administration contact M. Nesimiuk.

**VI. PUBLIC HEARING**

Mayor B. Young provided an explanation of the Public Hearing Process.

**A. Bylaw No. 976-2018 – Amendment to Southfork Area Structure Plan**

Mayor B. Young declared the Public Hearing for Bylaw No. 976-2018 open at 7:17 p.m.

**Written Submissions:**

No written submissions were received.

**Presentations:**Administration

K. Woitt, Director, Planning and Development, made a presentation.

Other Presentations

There were no other presentations.

Mayor B. Young declared the Public Hearing for Bylaw No. 976-2018 closed at 7:21 pm.

**B. Bylaw No. 973-2018 – Redistricting Southfork Stage 7B**

Mayor B. Young declared the Public Hearing for Bylaw No. 973-2018 open at 7:22 p.m.

**Written Submissions:**

No written submissions were received.

**Presentations:**Administration

K. Woitt, Director, Planning and Development, made a presentation.

Other Presentations

There were no other presentations.

Mayor B. Young declared the Public Hearing for Bylaw No. 973-2018 closed at 7:24 pm.

**VII. PRESENTATIONS****A. Alberta Figure Skating Foundation**

M. McDonald, Vice-Chair, Alberta Figure Skating Foundation, and M. Strome, Executive Director, Skate Canada, made a presentation providing background on the Wild Rose Skating Competition ("Competition") and why the City of Leduc was chosen to host the Competition.

M. McDonald advised that within two years the Competition will need to have three surfaces. Currently, the Leduc Recreation Centre ("LRC") has three surfaces, however, without sound attenuation between two of the three ice surfaces, only two ice surfaces are useable. M. Strome advised that there is a possibility that the Competition could have to move in order to be able to use three ice surfaces.

M. McDonald was asked if the sound attenuation was installed, could a multi-year hosting agreement be entered into. M. Strome advised that a multi-year hosting agreement is a possibility and that the use of three ice surfaces could lead to other competitions coming into the LRC.

D. Melvie, General Manager, Community and Protective Services, M. McDonald and M. Strome answered Council's questions.

**VIII. BUSINESS****A. Financial Statement Presentation/Auditor's Report**

S. Walker and C. Cholak, MNP LLP, made a PowerPoint presentation (Attached) and answered Council's questions.

Responsible  
Department

Council requested they be provided with a broader view of capital expenditures from comparator municipalities more similar in size to the City of Leduc.

CS

**B. 2017 Audited Financial Statements**

J. Cannon, Director, Finance, made a presentation.

**MOVED** by Councillor G. Finstad that, pursuant to section 281 of the *Municipal Government Act*, Council hereby receive the 2017 Auditors Report, inclusive of the year-end financial statement.

Motion Carried Unanimously

**C. Leduc Environmental Advisory Board ("LEAB")**

S. Ruddy, Vice-Chair, LEAB, made a PowerPoint presentation (Attached) and answered Council's questions.

Responsible  
Department

Council thanked LEAB for all the initiatives being brought forward and for the collaborations with other community groups.

IP

Councillor G. Finstad requested that Administration ensure that there are sorting bins at all outdoor events as the City of Leduc is an environmental leader. M. Pieters, General Manager, Infrastructure and Planning, advised that the matter will be looked into.

**D. Annual Environmental Progress Report**

K. Chomlak, Environmental Sustainability Coordinator, and S. Olson, Director, Engineering, made a PowerPoint presentation (Attached) and answered Council's questions.

**E. Edmonton International Airport Accord Transit Services and Funding**

M. Pieters, General Manager, Infrastructure and Planning, and K. Wenzel, Manager, Public Transportation, made a PowerPoint presentation (Attached) and answered Council's questions.

**MOVED** by Councillor B. Hamilton that Council authorize the expenditure of approximately \$700,000, funded by the General Contingency Reserve that is not currently in the 2018 budget.

Motion Carried Unanimously

**IX. BYLAWS****A. Bylaw No. 975-2018 – 2018 Property Tax Rate Bylaw (1<sup>st</sup> Reading)**

J. Cannon, Director, Finance, G. Damo, Manager, Revenue Services, and P. Benedetto, City Manager, made a PowerPoint presentation (Attached).

P. Benedetto and I. Sasyniuk, General Manager, Corporate Services, answered Council's questions.

---

Administration recommends Bylaw No. 975-2018 receive first reading.

**MOVED** by Councillor T. Lazowski that Council give Bylaw No. 975-2018 First Reading.

Motion Carried Unanimously

**B. Bylaw No. 976-2018 – Amendment to Southfork Area Structure Plan (2<sup>nd</sup> & 3<sup>rd</sup> Readings)**

K. Woitt, Director, Planning and Development, made a PowerPoint presentation (Attached) and answered Council's questions.

Administration recommends Bylaw No. 976-2018 receive second and third readings.

**MOVED** by Councillor T. Lazowski that Council give Bylaw No. 976-2018 Second Reading.

Motion Carried Unanimously

**MOVED** by Councillor G. Finstad that Council give Bylaw No. 976-2018 Third Reading.

Motion Carried Unanimously

**C. Bylaw No. 973-2018 – Redistricting Southfork Stage 7B (2<sup>nd</sup> Reading)**

K. Woitt, Director, Planning and Development, made a PowerPoint presentation (Attached)

Administration recommends Bylaw No. 973-2018 receive second reading.

**MOVED** by Councillor B. Beckett that Council give Bylaw No. 973-2018 Second Reading.

Motion Carried Unanimously

**X. PUBLIC COMMENTARY**

G. Crnikovic, a resident of Southfork, stated that there is a need for more medium density housing, particularly a true mixed use inclusive of retail development.

Council advised that there is more retail development planned for Southfork.

**XI. IN-CAMERA ITEMS**

There were no in-camera items.

**XII. RISE AND REPORT FROM IN-CAMERA ITEMS**

---

**XIII. UPDATES FROM BOARDS AND COMMITTEES**

**A. Council Member Updates from Boards and Committees**

There were no updates.

**B. Council Member Updates from Commissions, Authorities, Other**

There were no updates.

**XIV. INFORMATION REPORTS**

**A. Mayor's Report**

**B. Building Inspector's Report**

**C. Newly Issued Business Licences**

There was no discussion.

**XV. ADJOURNMENT**

The Council meeting adjourned at 9:27 pm.

"Original Signed"

---

B. Young  
MAYOR

"Original Signed"

---

S. Davis  
CITY CLERK



## City of Leduc Audited Financial Statements

Scott Walker, CPA, CA, CAFM

Presented by: Chris Cholak, CPA, CA

Date: April 9, 2018

## Administrative Items



- Ask questions any time.
- If we can not answer directly, we will add to a list and address later or after the presentation.

# Independent Audit Opinion



## Opinion

In our opinion, the consolidated financial statements present fairly, in all material respects, the financial position of the City of Leduc as at December 31, 2017, and the results of its operations, changes in net financial assets (debt), and its cash flows for the year then ended in accordance with Canadian public sector accounting standards.

April 9, 2018  
Leduc, Alberta

*MNP LLP*  
Chartered Professional Accountants

ACCOUNTING > CONSULTING > TAX

MNP.ca

# Statement of Operations

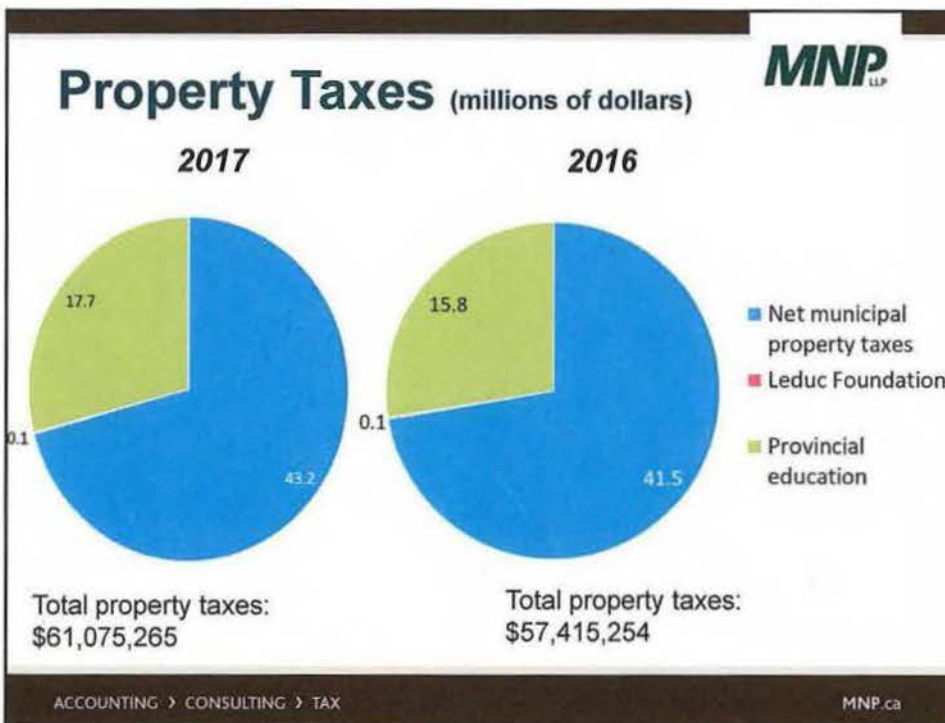
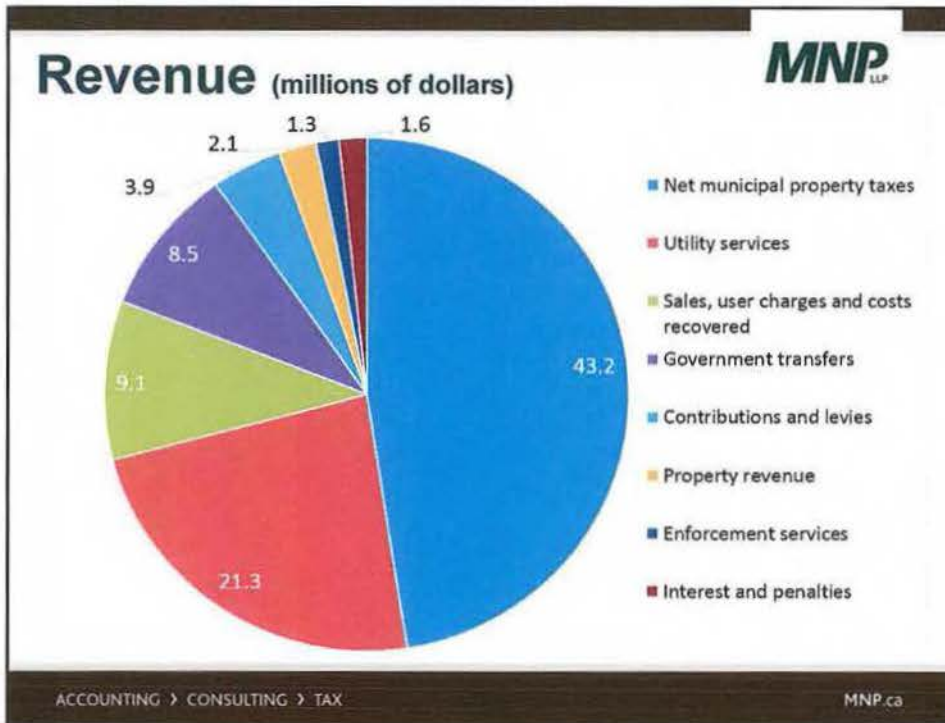


	Budget 2017 (Note 18)	2017	2016
<b>Revenue</b>			
Net municipal property taxes (Schedule II)	43,384,268	43,218,446	41,535,230
Utility services	21,826,600	21,346,879	20,207,552
Sales, user charges and costs recovered	8,127,217	9,112,227	8,869,108
Government transfers (Schedule III)	7,865,231	8,572,860	8,113,735
Contributions and levies	1,041,000	3,890,086	1,363,165
Property revenue	2,047,358	2,119,814	2,104,392
Interest and penalties	1,698,500	1,605,100	1,982,460
Enforcement services	1,820,000	1,335,790	2,267,456
Gain on disposal of assets	-	-	7,158
	87,810,174	91,201,200	86,450,256

ACCOUNTING > CONSULTING > TAX

MNP.ca





# Statement of Operations

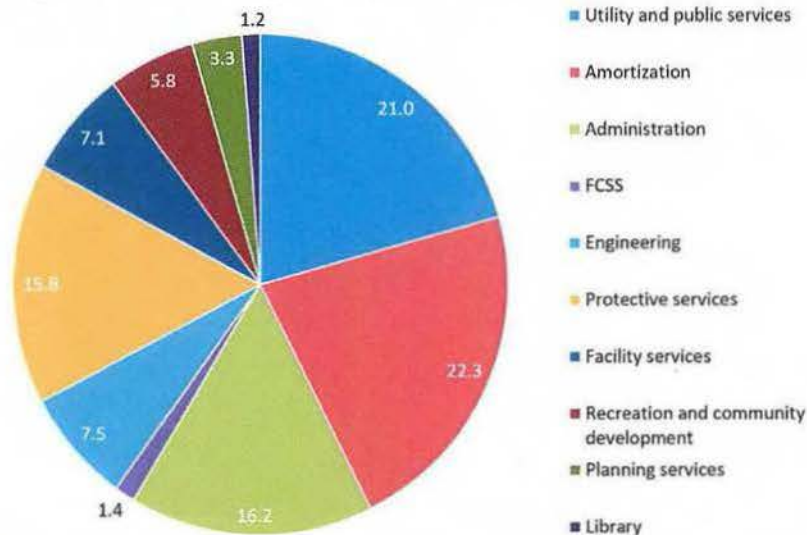


	Budget 2017 (Note 18)	2017	2016
<b>Expenses</b>			
Amortization (Note 18)	-	22,318,384	20,352,013
Utility and public services	22,442,506	21,026,402	22,218,078
Administration	16,952,577	16,225,101	15,460,076
Protective services	16,344,187	15,804,968	16,692,624
Engineering	7,613,984	7,517,495	4,756,883
Facility services	7,060,713	7,093,177	7,272,224
Recreation and community development	6,279,525	5,768,084	6,054,502
Planning services	3,604,138	3,314,558	4,365,585
Family and community support services	1,686,398	1,355,172	1,281,441
Library	1,198,704	1,224,407	1,175,736
Loss on disposal of assets (Note 9)	-	309,828	-
	83,182,733	101,957,576	99,629,163

ACCOUNTING > CONSULTING > TAX

MNP.ca

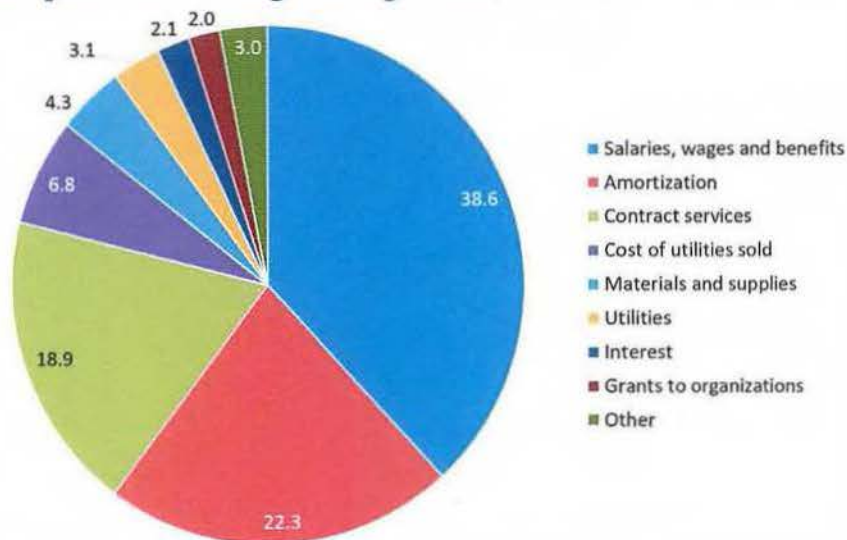
## Expenses by Function (millions)



ACCOUNTING > CONSULTING > TAX

MNP.ca

## Expenses by Object (millions)



ACCOUNTING > CONSULTING > TAX

MNP.ca

## Consolidated Statement of Financial Position



	2017	2016
<b>Financial assets</b>		
Cash	9,047,133	10,417,310
Investments (Note 2)	52,816,394	52,932,581
Property taxes receivable (Note 3)	1,591,640	1,459,496
Trade and other accounts receivable (Note 4)	6,061,358	7,418,955
	<b>69,516,525</b>	<b>72,228,342</b>

ACCOUNTING > CONSULTING > TAX

MNP.ca

## Selected Notes to the Financial Statements



Property taxes receivable	2017	2016
Current taxes	1,335,343 (83.9%)	1,242,988 (85.2%)
Non-current taxes	256,297 (16.1%)	216,508 (14.8%)
	<u>1,591,640 (100%)</u>	<u>1,459,496 (100%)</u>

ACCOUNTING > CONSULTING > TAX

MNP.ca

## Consolidated Statement of Financial Position

(continued)



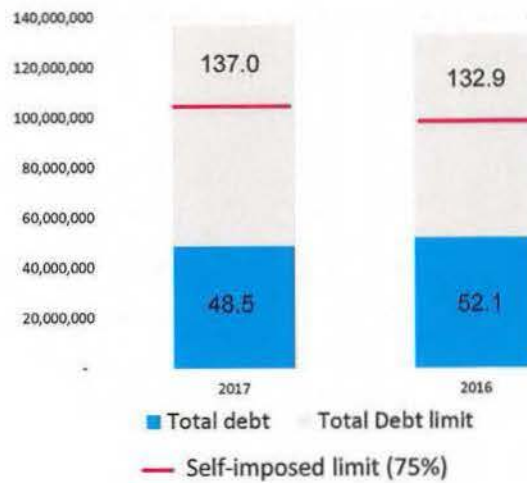
	2017	2016
<b>Liabilities</b>		
Accounts payable and accrued liabilities	13,049,079	13,308,879
Deposits and deferred revenue (Note 6)	11,479,311	10,822,298
Long-term debt (Note 7)	48,643,130	52,273,583
	<u>73,171,520</u>	<u>76,404,760</u>
<b>Net financial assets (debt)</b>	<b>(3,654,995)</b>	<b>(4,176,418)</b>

ACCOUNTING > CONSULTING > TAX

MNP.ca

## Debt Limits

**MNP**  
LLP




ACCOUNTING > CONSULTING > TAX

MNP.ca

## Debt Service Limits

**MNP**  
LLP



ACCOUNTING > CONSULTING > TAX

MNP.ca



# Consolidated Statement of Financial Position



(continued)

	2017	2016
<b>Net financial assets (debt)</b>	<b>(3,654,995)</b>	<b>(4,176,418)</b>
<b>Non-financial assets</b>		
Tangible capital assets (Note 9)	797,272,707	749,035,771
Inventory for consumption	558,223	582,832
Prepaid expenses	223,786	170,140
	<b>798,054,716</b>	<b>749,788,743</b>
<b>Accumulated surplus (Schedule I)</b>	<b>794,399,721</b>	<b>745,612,326</b>

ACCOUNTING > CONSULTING > TAX

MNP.ca

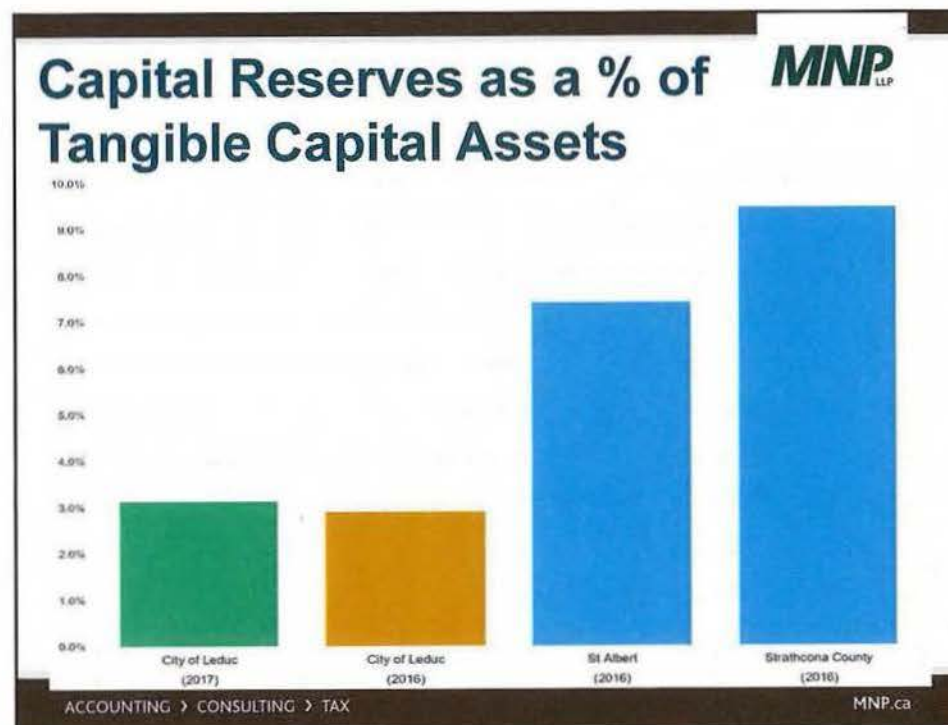
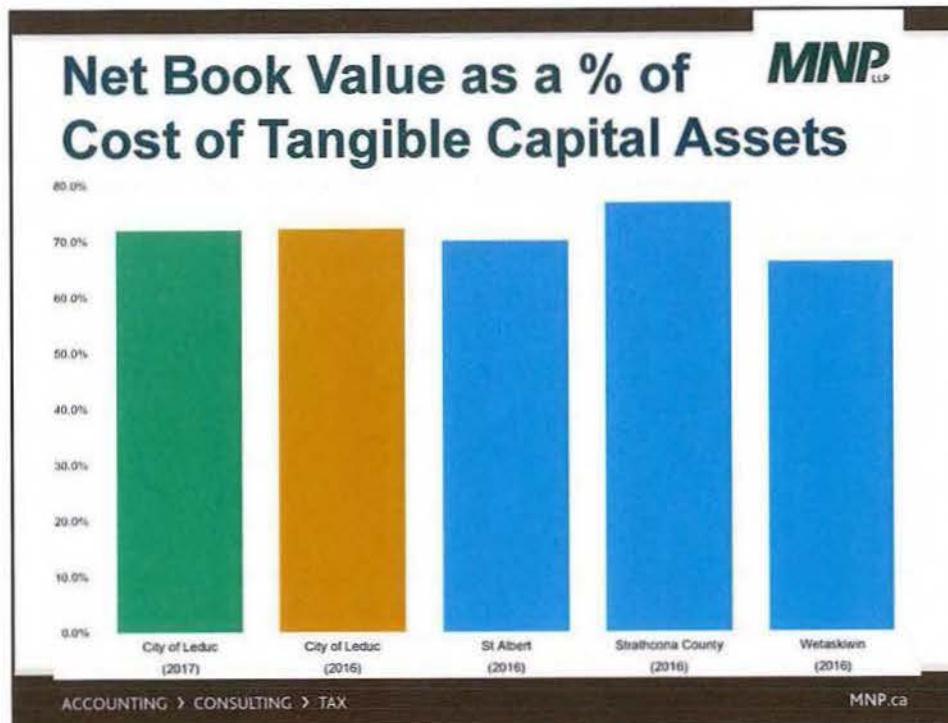
# Tangible Capital Assets



	Cost	Accumulated Amortization	NBV
Land	121,616,766	-	121,616,766
Land improvements	28,409,549	8,337,865	20,071,684
Buildings	131,484,071	32,167,743	99,316,328
Machinery and equipment	27,252,397	13,827,439	13,424,958
Vehicles	11,064,180	4,979,691	6,084,489
Engineered structures	777,896,645	250,297,939	527,598,706
Construction in progress	<u>9,159,776</u>	<u>-</u>	<u>9,159,776</u>
	<b>1,106,883,385</b>	<b>309,610,676</b>	<b>797,272,707</b>

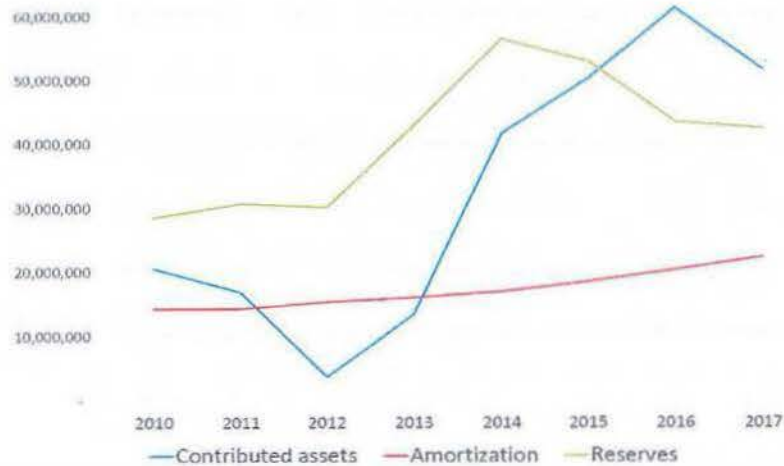
ACCOUNTING > CONSULTING > TAX

MNP.ca



## Financial Indicators

**MNP**  
LLP

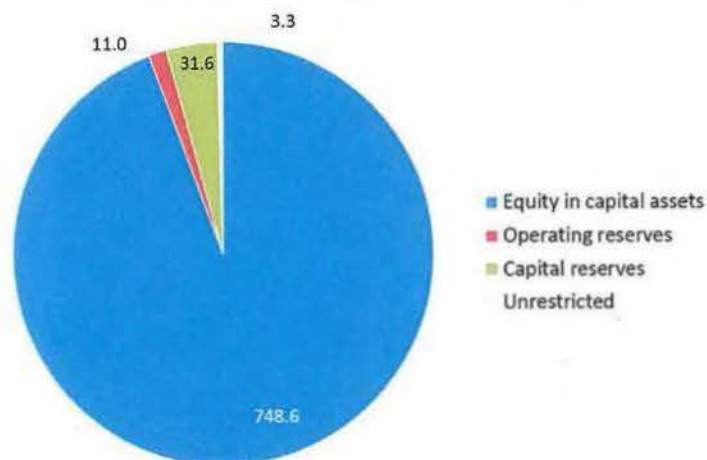


ACCOUNTING > CONSULTING > TAX

MNP.ca

## Components of Accumulated Surplus (millions)

**MNP**  
LLP



ACCOUNTING > CONSULTING > TAX

MNP.ca



## Audit Findings



### Significant Audit, Accounting and Reporting Matters:

Changes from Audit Service Plan	None
Significant deficiencies in internal control	None
Difficulties encountered	None
Identified or suspected fraud	None
Identified or suspected non-compliance with laws and regulations	None
Uncertainties related to application of going concern assumption	None
Significant unadjusted differences	None
Accounting policies used by the City of Leduc	Appropriate
New accounting policies, or changes in accounting policies	None

## Audit Findings



- Areas of audit emphasis:
  - Deferred revenue and grant revenue
  - Tangible capital assets
- Testing of employee credit cards:
  - No expenses that didn't appear reasonable
  - No instances where detailed receipts were not included
- Compliant with investment policy
  - Composition of investment holdings
  - Credit rating of investment holdings

**Thank You**



ACCOUNTING > CONSULTING > TAX

MNP.ca

# **LEAB**

Leduc **Environmental**  
Advisory Board

## LEAB Committee of Council Update

April 9, 2018

Sheila Ruddy, Vice Chair

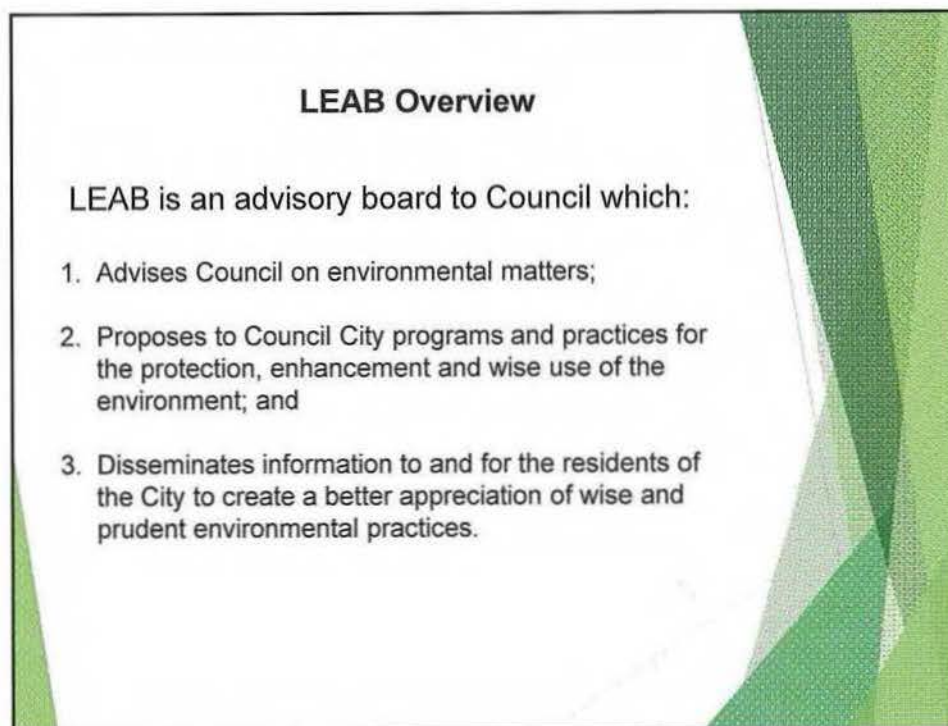



# **LEAB**

Leduc **Environmental**  
Advisory Board

### Outline

- LEAB Overview
- Historical Focus
- Progress Update
- Upcoming Events



## LEAB Overview

Councillor Lars Hansen  
Councillor Glen Finstad (alternate)  
Katie Oliver, Chair  
Sheila Ruddy, Vice Chair  
Jaimee Dupont Morozoff  
Jill Mitchell  
Douglas Hube  
Brad Beesley  
Cory Kartz  
Jennifer Roach  
Thorren Koopmans  
April Ziegler  
Kerra Chomlak  
Shirley Weslosky



# LEAB

Leduc Environmental  
Advisory Board

## Historical Focus



### Historical Focus

- Recycling
- Tree Planting
- Composting and Water Conservation
- Light Pollution
- Environmental Plan 2012



# **LEAB**

**Leduc Environmental  
Advisory Board**

## Progress Update

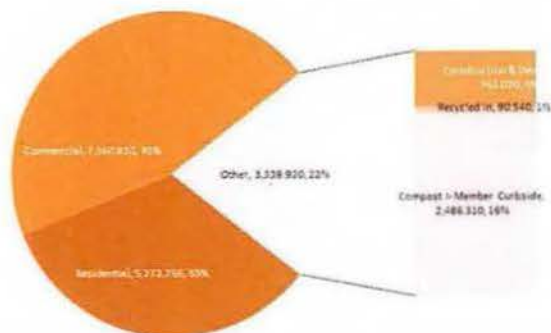
## Progress Update - Waste Diversion



## Progress Update - Waste Diversion

### Industrial, Commercial, Institutional

City of Leduc 2016 Waste Stream by Tonnage and %



# Progress Update - Alberta Summer Games Sustainability Torch



# Progress Update - Community Gardens





### Progress Update - Light Pollution



### Progress Update - Pollinators

What's all the Buzz  
about????

## Progress Update - Pollinators

### Pollinator Gardens



## Progress Update - Pollinators

### Million Pollinator Challenge

- Initiating 'Million Pollinator Challenge'
  - Plant your pollinator garden
  - 'BEE Counted' by registering your garden
  - 'Share the BUZZ' by spreading the word
- Kick off April 18 at the Leduc Public Library
- Promote the challenge at community events
- Registration May - August
- Wrap up event in the fall

### Progress Update - GHG Reduction Plan

- Established a LEAB GHG Reduction Sub Committee
- Climate Management Express Workshop - April 25, 2018
- Ongoing Consultation



# **LEAB**

**Leduc Environmental  
Advisory Board**

### Upcoming Events



## Upcoming Events

Business Expo - April 14/15, 2018



## Upcoming Events

Arbour Day - May 12, 2018



### Upcoming Events

Green and Gold Event - May 26, 2018



### Upcoming Events

Environment Week: June 3 - 9, 2018

- Spring Bird Count - June 3, 2018
- Peter Puffin Presentation - June 4, 2018
- Pollinator Garden Planting - June 4, 2018
- Clean Air Day (Free Transit) - June 6, 2018
- City Staff Commuter Challenge - June 3-9, 2018



### Upcoming Events

Waste Reduction Week: October 15 - 20, 2018



### Upcoming Events

Festival of Trees - December 8-9, 2018



## Upcoming Events

Winter Bird Count - December 16, 2018



# LEAB

Leduc Environmental  
Advisory Board

## Questions



# Environmental Progress Report

Kerra Chomlak to City of Leduc Council

April 9, 2018

[www.leduc.ca](http://www.leduc.ca)

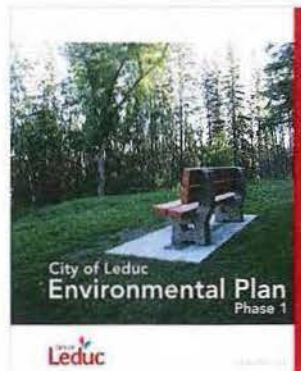


## Outline

1. Environmental Progress Report 2017
  - highlights
2. Five year report on implementation
  - conclusions



## Environmental Commitment



Commitment to report publically on progress.

## Fifth Annual Report



## LEDUC STRATEGIC PLAN *environmental initiatives*

LEAD DEPARTMENT KEY ACTIONS & RESULTS

- **Goal 1.2** Plan and construct Telford lake amenities
  - ✓ boardwalk, pollinator garden, weir
- **Goal 1.3** Complete Phase 2 of Downtown Master Plan
  - ✓ 21 three-stream waste receptacles
- **Goal 2.1** Implement Environmental Sustainability Plan
- **Goal 3** Transportation
  - ✓ transit ridership increases
- **Goal 4** - Regional partnerships
  - ✓ capital region: airshed, waste, sustainability
- **Goal 6** – Fiscal Sustainability
  - ✓ solar savings

## Community Outreach Highlights

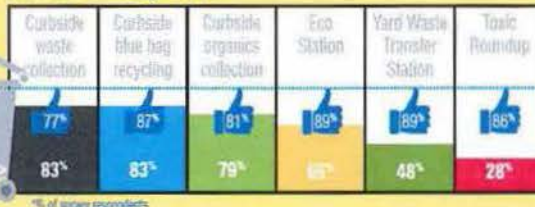
- Earth Hour
- Green Gold at Rona
- Environment Week:
  - Peter Puffin
  - Clean Air Day
  - Art Wall
- Alberta Care Recycling Conference
- Large Item Pick up
- Toxic Round Up
- City events:
  - Business Expo
  - Community Registration Day
  - Festival of Trees



## What We Achieved



### Citizen satisfaction survey 2017



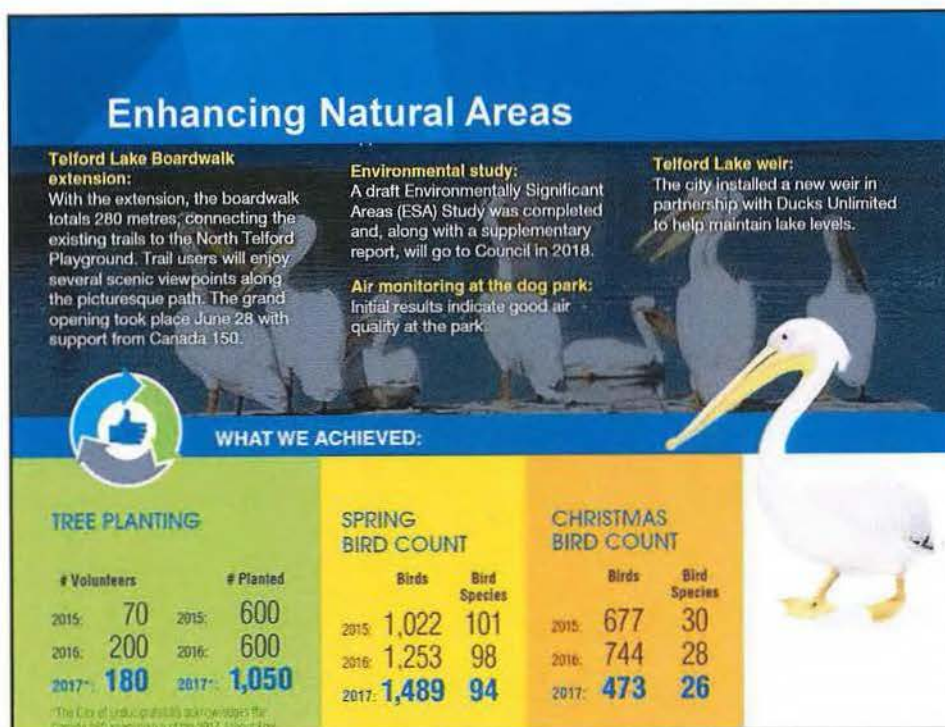
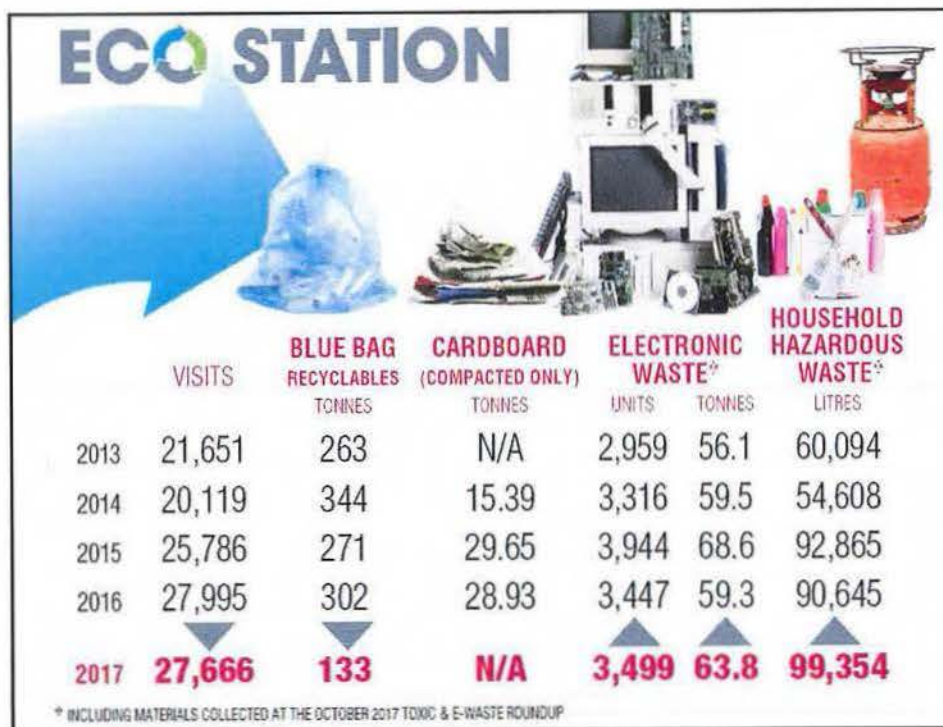
Thanks for your feedback!



### RESULTS: % RESIDENTIAL CURBSIDE DIVERSION







## Invasive Species and Weed Management

- **Integrated Pest Management Plan**
  - environmentally sensitive decision making model to prevent, manage and evaluate pest problems
  - pro-active pest prevention rather than reactive action to control pests
  - a variety of non-chemical pest management strategies will be used or considered before using pesticides



## Energy Conservation

— reducing our  
eco footprint



2017 Energy Benefits IRC & Operations Building



## Five Year Report on Implementation



PARTNERING with **nature**

**SMART**

## Five Year Report on Implementation

### Conclusions:

1. All short term actions complete.
2. City of Leduc has made great strides since 2012:
  - key policies approved e.g. climate readiness, water efficiency
  - important projects e.g. organics, solar, stormwater
  - well-established annual community program e.g. harbour day, green gold, environment week, bird counts, toxic round up
  - regional collaboration – e.g. Blackmud/Whitemud surface water
  - awards e.g. waste diversion, sustainable sport of the year

PARTNERING with **nature**

**SMART**

Questions?





# EIA Accord

## Transit Services and Funding

Presented by:  
Michael Pieters, GM, Infrastructure & Planning  
Kevin Wenzel, Manager, Public Transportation



### Proposed Services

Edmonton Route 747  
Leduc Transit Route  
South EIA Route  
North EIA Route





## Leduc Transit Opportunity

- Connection to route 747 at EIA extending our access to City of Edmonton for students and residents of the City of Leduc and Leduc County
- Access to employment opportunities at EIA including mall, Costco, racetrack & casino, Aurora, etc.
- Passenger travel to and from EIA including stops at hotels as well as opportunity for Leduc businesses to attract visitors from EIA through public transit
- Support continued development of Aerotropolis which includes EIA and adjacent lands



## Cost Share

Service	Estimated Cost**	City of Leduc	Leduc County
Route 747	\$500,000	50%	50%
Enhancements	\$130,000***	33%	33%
EIA Internal Transit	\$770,000	50%	50%
Leduc Transit Route*	\$528,000	65%	35%

\* As per Joint Venture Agreement

\*\*Cost will be pro-rated for 2018

\*\*\*Frequency Increase to include share by City of Edmonton (assumed)

## Other Considerations

### Route 747

- Additional capital costs for buses as frequency increases

### EIA Internal Transit

- Clarity on level of service and future growth

### Leduc Transit

- Cost to increase capacity of park n' rides or to increase frequency of feeder routes
- Sufficient users to justify cost of subsidy (need to monitor)

### 2019 Integrated Transit

- What impact on fiscal projections to EIA Accord Partners?
- Impact on Leduc Transit partnership

## Operating and Capital Costs

Operating Costs - City of Leduc Portion					
Description	Comments	Total Costs	City of Leduc's Total Cost	2018 Operational Impact	2019 Operational Impact
ETS Route 747	Funding Split 50/50 (Leduc County, City of Leduc)	350,000	175,000	115,000	60,000
Fare Reduction to \$5	Funding Split 50/50 (Leduc County, City of Leduc)	150,000	75,000	50,000	25,000
Frequency Increase	Split 3 ways includes City of Edmonton	130,000	43,333	-	43,333
EIA Internal Transit	Funding Split 50/50 (Leduc County, City of Leduc)	770,000	385,000	256,668	128,332
Leduc Transit (60 min interval)	Funding Split 65/35 (Leduc County, City of Leduc)	528,000	343,200	228,801	114,399
<b>Total</b>		<b>1,928,000</b>	<b>1,021,533</b>	<b>650,269</b>	<b>371,064</b>

Capital and One-time Costs - City of Leduc Portion					
Description	Comments	Total Costs	City of Leduc's Total Cost	2018 Capital Impact	2019 Capital Impact
ETS Route 747	Funding Split 50/50 (Leduc County, City of Leduc)	370,000	285,000	-	285,000
	Unclear if Edmonton will contribute				
EIA Internal Transit	Funding Split 50/50 (Leduc County, City of Leduc)	500,000	250,000	-	250,000
Park 'n Ride Addition	Funding Split 65/35 (Leduc County, City of Leduc)	500,000	325,000	-	325,000
Leduc Transit (60 min interval) - Bus Purchase	Funding Split 65/35 (Leduc County, City of Leduc)	420,000	273,000	-	273,000
Bus Lease (Interim)	Funding Split 65/35 (Leduc County, City of Leduc)	22,400	14,560	14,560	-
Smart Fare	Funding Split 65/35 (Leduc County, City of Leduc)	151,000	98,150	-	98,150
	Assume 2020 start				
Smart Bus	Funding Split 65/35 (Leduc County, City of Leduc)	318,000	206,700	-	206,700
	Assume 2020 start				
<b>Total</b>		<b>2,481,400</b>	<b>1,402,410</b>	<b>14,560</b>	<b>1,417,850</b>

2019 Costs may vary greatly from those shown as an integrated model is to be developed on the direction of the EIA Accord Oversight Committee

## Questions



## RECOMMENDATION

That Council authorize the expenditure of approximately \$700,000, funded by the General Contingency Reserve that is not currently in the 2018 budget. This will fund the enhancement of regional transit services to the EIA in 2018 pending the development of the integrated transit service model starting in 2019.

# 2018 Property Tax Rate

## Bylaw 975-2018

### First Reading


Presented by:  
Jennifer Cannon, Director, Finance



## Emerging Issues

### Business Case

Transit Service To Outlet Mall



Nov

2017

- Business Case presented to Committee of the Whole at Public Budget Meetings

- Business Case required additional information

- Business Case was not approved



## EIA Transit – 2018 Timeline



- ✓ Transit Task Force presented proposed costs & services
- ✓ Kick-starts transit business case once again



- ✓ Accord partners agree to implement cost sharing transit service to EIA mall and enhanced service to Edmonton



- ✓ EIA Accord Transit Services and Funding Report provides in-depth information
- ✓ Authorization sought to adjust the City's 2018 operating budget



- ✓ Service to begin to coincide with Outlet Mall opening

## EIA Transit Costs

### December 4, 2017 Budget Approval

	2018	2019	2020
Base Operational / Capital Requirements	2.33%	3.27%	3.37%
	+	+	+
Dedicated Mill Rate Strategy for Protective Services	1.32%	1.32%	1.32%
	=	=	=
Proposed Tax Revenue Increase Requirement	3.65%	4.59%	4.69%

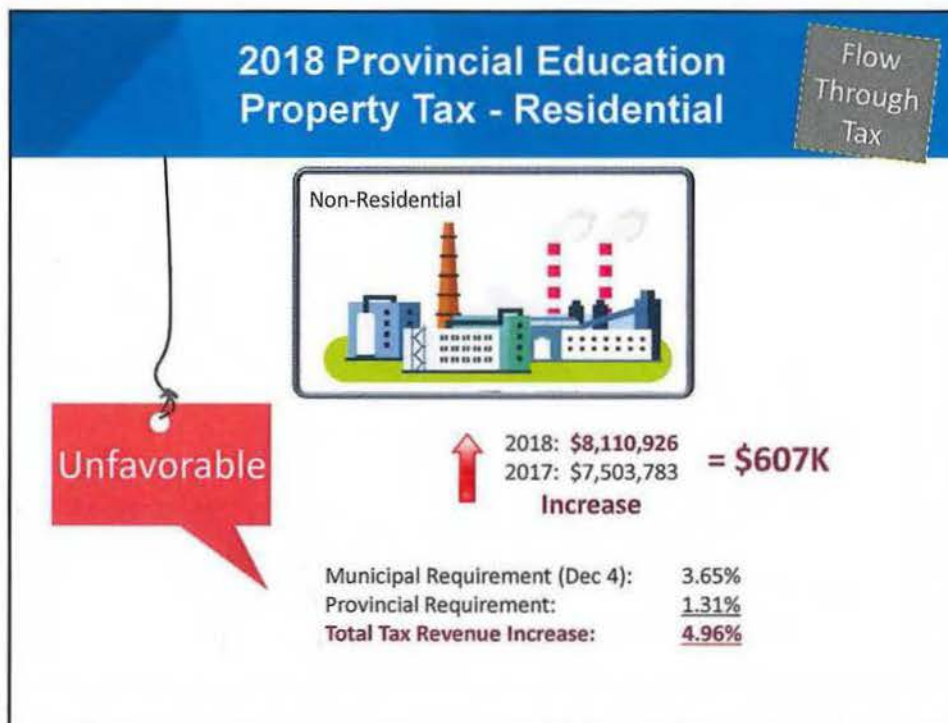
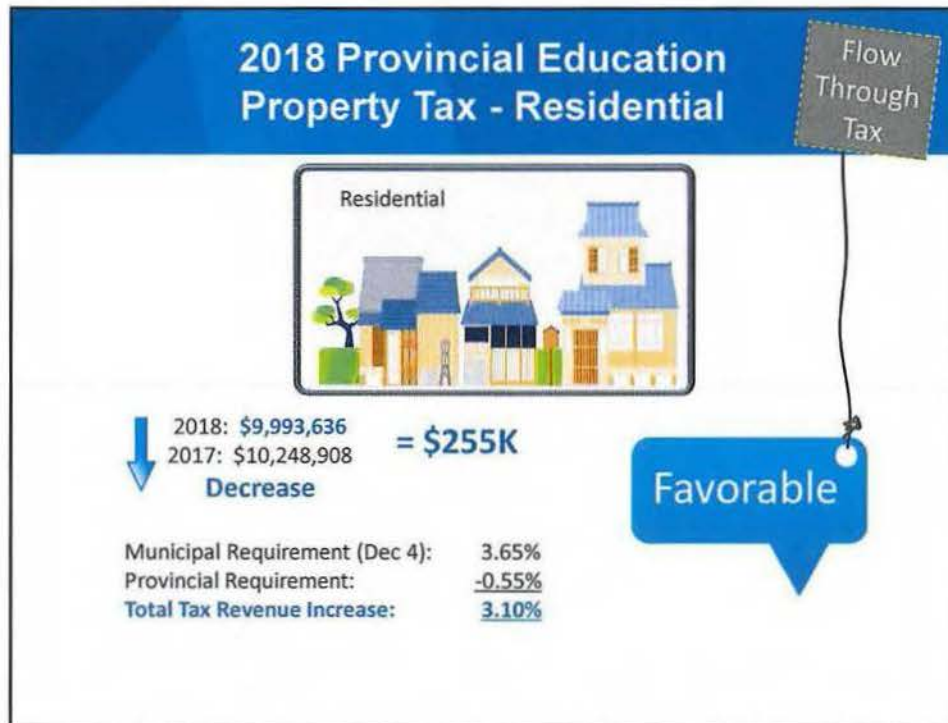
### Modified Multi-Year Millrate (inclusive of transit)

	2018	2019	2020
Dec 4 <sup>th</sup> , 2017 Multi-year tax strategy	3.65%	4.59%	4.69%
	+	+	+
EIA Transit Requirement (one time funded)	1.11%	1.11%	1.11%
	=	=	=
	3.65%	5.70%	5.80%

**\$1.021M = 2.22%**

tax revenue increase

City of Leduc's Portion



## Targeted Approach

Municipal Targeted Approach to Alleviate  
Non-Res Provincial Increase:



1. Reduce Contracted Services by \$230k
2. Use 2017 Year End Surplus of \$200k



## Shift in Fiscal Philosophy



	2018	2019	2020
Tax Revenue Requirement Approved Dec 4, 2017	3.65%	4.59%	4.69%
+			
Emergent Item EIA Transit Requirement	\$700k one time funded	1.11%	1.11%
=			
Modified Multi-year Millage	3.65%	5.70%	5.80%
Proposed Revised Strategy	2.90%	4.00% to 4.50%	4.00% To 4.50%

**Current Philosophy**  
Surplus funds

Support community  
re-investment

- Capital
- One-time



**Revised Philosophy**  
Surplus funds

Support community  
re-investment  
& strategic  
taxation options

## Mill Rate Bylaw

Built on the Foundation of:

- 1) Combine tax revenue increase of 2.90% for both Residential and Non-Residential by:
  - a) reducing 2018 contracted services budget by \$230k
  - b) using \$200k from the 2017 year end surplus
  - c) 2018 EIA Transit requirement (\$700k) funded by 2017 year end surplus
- 2) Administration and Council develop a revised policy for 2019 that:
  - a) aligns tax smoothing strategies and fiscal sustainability
  - b) managing the magnitude of shifts between budget years
  - c) to reduce tax revenue requirements in 2019 and 2020

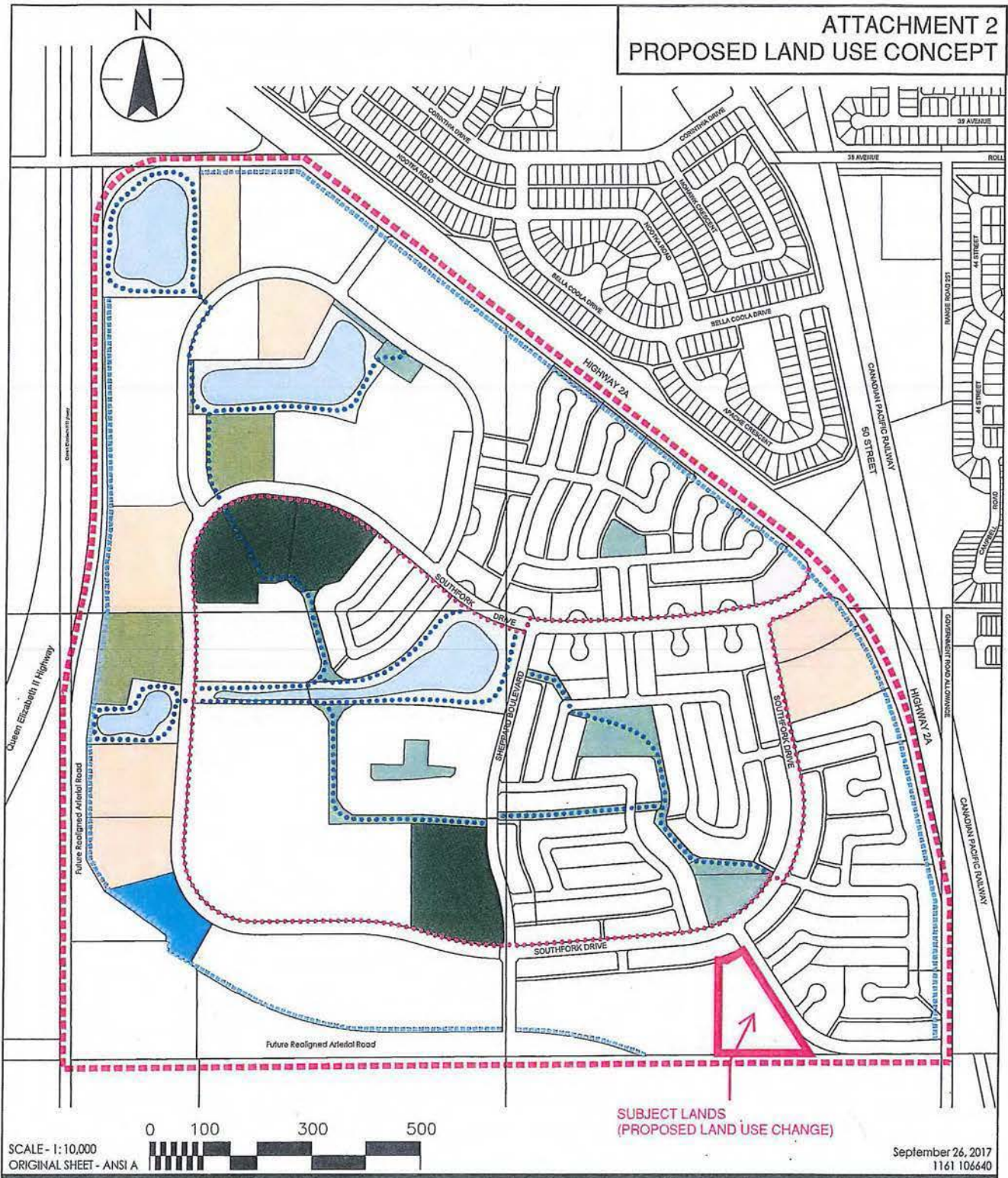
## Recommendation

**That Council give  
Bylaw No. 975-2018  
First Reading.**



# Discussion

# ATTACHMENT 2 PROPOSED LAND USE CONCEPT



V:\1161\active\1161106640\drawing\planning\asp\_amend\asp\_southfork\_26sep2017.dwg

SCALE - 1:10,000  
ORIGINAL SHEET - ANSI A

September 26, 2017  
1161 106640

## Legend

- |                            |                                |
|----------------------------|--------------------------------|
| Low Density Residential    | Natural Area                   |
| Medium Density Residential | Stormwater Management Facility |
| Commercial                 | Multiway                       |
| Institutional              | Secondary Pathway              |
| School / Public Park       | Buffer (If Required)           |
| Park / Greenway            | Area Structure Plan Boundary   |

Client/Project

SOUTHFORK  
AREA STRUCTURE PLAN  
CITY OF LEDUC

Figure No.

3.0

Title

LAND USE PLAN  
2017 AMENDMENT







FROM: MUN - MIXED-USE NEIGHBOURHOOD  
TO: RNL - RESIDENTIAL NARROW LOT

