

Live.Leduc.ca Search and Registration Guide

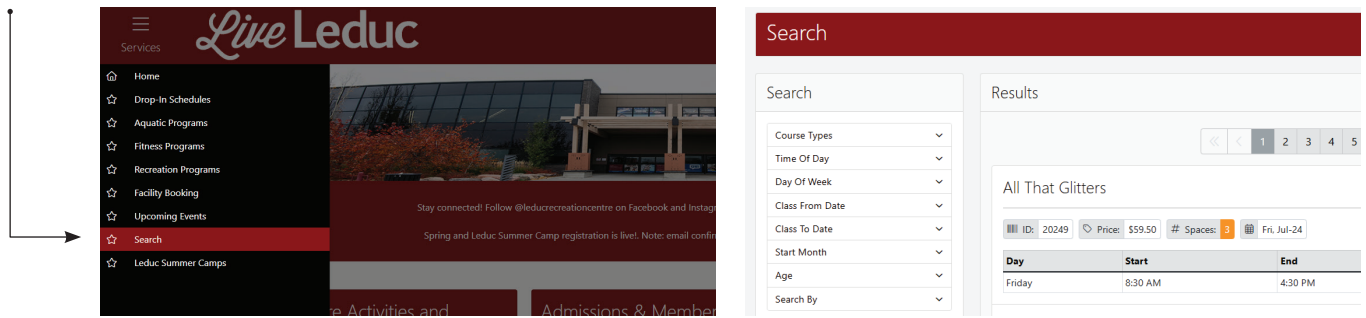
Registered Programs are now available to browse exclusively online at Live.Leduc.ca!

From camps to adult swim lessons, there are programs for every age, interest, and activity level. Start planning your season and explore aquatics, fitness, and recreation programs all in one place.

Step 1

Go to Live.Leduc.ca

Click **Search** on the left-hand tool bar.

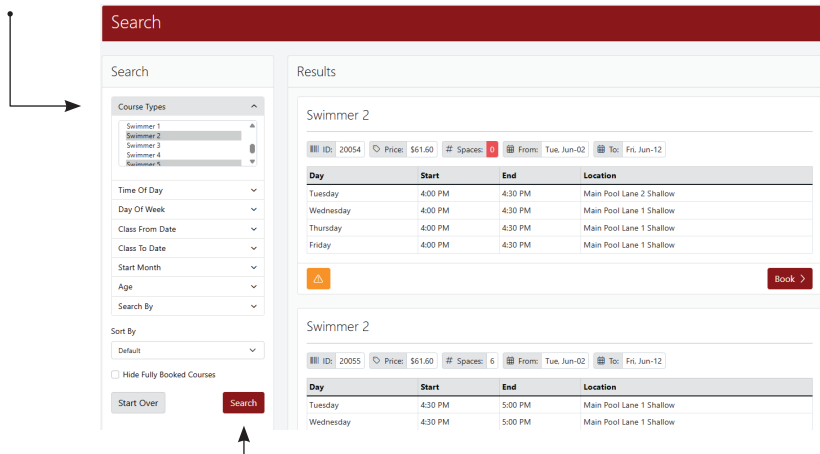


Tips for Using Search

- Start by selecting only one or two search filters at a time, then click **Search**.
- Continue narrowing your results by adding more filters one step at a time.
- Avoid using **Class From** or **Class To** dates, as this can affect search results.
- To select more than one option in a dropdown menu:
 - Hold down the **CTRL** key on your keyboard while clicking the items you want.
 - Example: Select both Swimmer 2 and Swimmer 5.

Step 2

Choose Your Course Type



- Select the course type(s) you are interested in.
- To choose more than one item, hold down the **CTRL** key while clicking your selections.
- Example: Swimmer 2 and Swimmer 5
- Click **Search**.

Step 3

Narrow Your Search

Continue filtering the available options to find a course that works best for you.

The screenshot shows a search interface with the following filters and results:

- Course Types:** Swimmer 1, Swimmer 2 (selected), Swimmer 3, Swimmer 4, Swimmer 6
- Time Of Day:** Morning (8am - 11am), Midday (11am - 2pm), Afternoon (2pm - 5pm) (selected), Evening (5pm - 9pm)
- Day Of Week:** Sunday, Monday, Tuesday, Wednesday (selected), Thursday, Friday, Saturday

Results:

Swimmer 2

ID: 20054 | Price: \$61.60 | # Spaces: 6 | From: Tue, Jun-02 | To: Fri, Jun-12

Day	Start	End	Location
Tuesday	4:00 PM	4:30 PM	Main Pool Lane 2 Shallow
Wednesday	4:00 PM	4:30 PM	Main Pool Lane 1 Shallow
Thursday	4:00 PM	4:30 PM	Main Pool Lane 1 Shallow
Friday	4:00 PM	4:30 PM	Main Pool Lane 1 Shallow

Buttons: [Book](#)

Examples:

- Time of Day: Afternoon
- Day of Week: Tuesday/Thursday

Click **Search** after each new filter selection.

Click **Book** to view more information about a course.

Step 4

Review Course Information

Course: 20054 - Swimmer 2

- Ages 6-12 - Children must be 6 years of age or older and have SUCCESSFULLY completed SWIMMER 1 to register in this level. - Swimmers will gain comfort in deeper water by jumping in, learning their sideways entry, and treading water without a lifejacket. Swimmers will be challenged by the introduction of various skills including, flutter kick on their front, back, and side, vertical whip kick with an aid, and swimming front crawl and back crawl for 10m. Swimmers will get to work on their Swim to Survive skills and be introduced to interval training. - Swimmers are evaluated based on "Must-Sees" and progress to Swimmer 3 once all criteria has been successfully completed.

Required Course Proficiencies:

Achieved Course Proficiencies:

June 2 - 12 - Memo Day: June 9 - Parent Day: June 10 - NO Public-Swim access during lessons - Classes will be cancelled 1 week prior to the course start date if the minimum requirement is not met

When you arrive for swimming lessons, go straight to the changeroom (no need to stop at Guest Services) and get changed. Meet your swim instructor on the pool deck, next to your swimming level sign - There is no public swim during swimming lesson times. Please check the current schedule for available public swim times. - A program will be cancelled or combined due to low registration 1 week prior to the program's start date. For full details on cancellation policies: <https://www.leduc.ca/fr/rtc-programs>. - While the City of Leduc strives to ensure each eligible individual's participation in all registered and drop-in recreation opportunities, it reserves the right for our staff to assess and evaluate an individual's participation in regards to a shared, positive and safe experience for all participants.

Course Type: Swimmer 2

Ages: 6 - 12

Day	Start	End	Location
Tuesday	4:00 PM	4:30 PM	Main Pool Lane 2 Shallow
Wednesday	4:00 PM	4:30 PM	Main Pool Lane 1 Shallow
Thursday	4:00 PM	4:30 PM	Main Pool Lane 1 Shallow
Friday	4:00 PM	4:30 PM	Main Pool Lane 1 Shallow

Start Date: Tue, Jun-02

End Date: Fri, Jun-12

View more information about a course, including:

- Course descriptions
- Required skill levels or prerequisites
- Important registration details

The screenshot shows the Live Leduc website with the following elements:

- Header: Live Leduc logo, Services, Courses, Cart, Login
- Image: Leduc building exterior
- Text: Stay connected! Follow @leducrecreationcenter on Facebook and Instagram for updates, contests, and giveaways. Spring and Leduc Summer Camp registration is back! Note: email confirmation receipt may take up to 2 hours.
- Search bar: Home, Search, Swimmer 2
- Course details: Swimmer 2, description, proficiencies, and a search for Swimmer 2 courses button.

Click on the **back arrow** to return to your search options.

Step 5

Choose Your Preferred Course

Once you find a course you would like to register for:

- Write down the **course ID number** for registration day.
- It is recommended to have a few backup options in case your first choice fills up quickly.

Step 6

Preparing for Registration Day - Get Your Account Ready

Before registration opens:

- Make sure you have a **Live.Leduc.ca account**.
If you do not have one, contact Guest Services to set one up before registration day.
- Log in early to confirm your account information is correct.
- Ensure the account is under the parent or guardian who will complete the registration.
- Confirm all family members are listed on the account, including new and returning participants.
- Check that your email address is current and accurate.

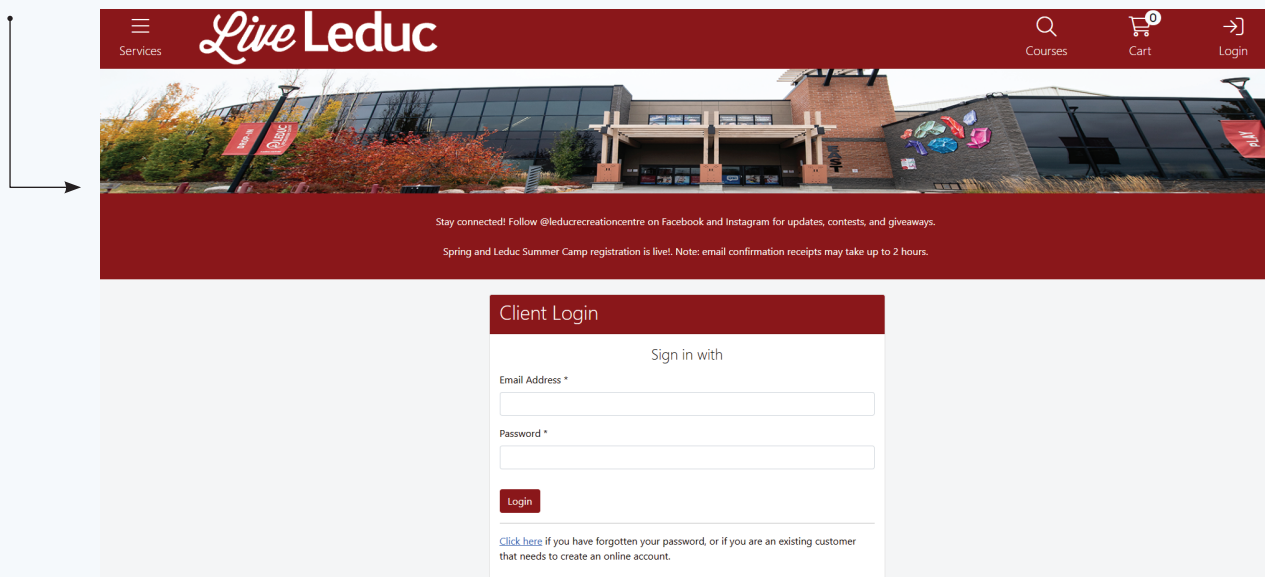
If you need assistance, contact Guest Services at **780-980-7120**.

Step 7

Registration Day

On registration day:

- **Log in** to your Live.Leduc.ca account before registration opens.
- Use the **course ID number** you wrote down to quickly find and register for your preferred course.



The screenshot shows the Live Leduc website interface. At the top, there is a dark red navigation bar with the 'Live Leduc' logo on the left and icons for 'Courses', 'Cart', and 'Login' on the right. Below the navigation bar is a large banner image of a modern building with a glass facade and brick accents. Underneath the banner, there are two lines of text: 'Stay connected! Follow @leducrecreationcentre on Facebook and Instagram for updates, contests, and giveaways.' and 'Spring and Leduc Summer Camp registration is live! Note: email confirmation receipts may take up to 2 hours.' Below this is a white 'Client Login' form with a dark red header. The form includes a 'Sign in with' label, an 'Email Address *' field, a 'Password *' field, and a red 'Login' button. At the bottom of the form, there is a link: 'Click here if you have forgotten your password, or if you are an existing customer that needs to create an online account.'