CITY OF Leduc

2024 Environmental Progress Report

Photo Credit: Jenna Chernuka

PARTNERING with nature

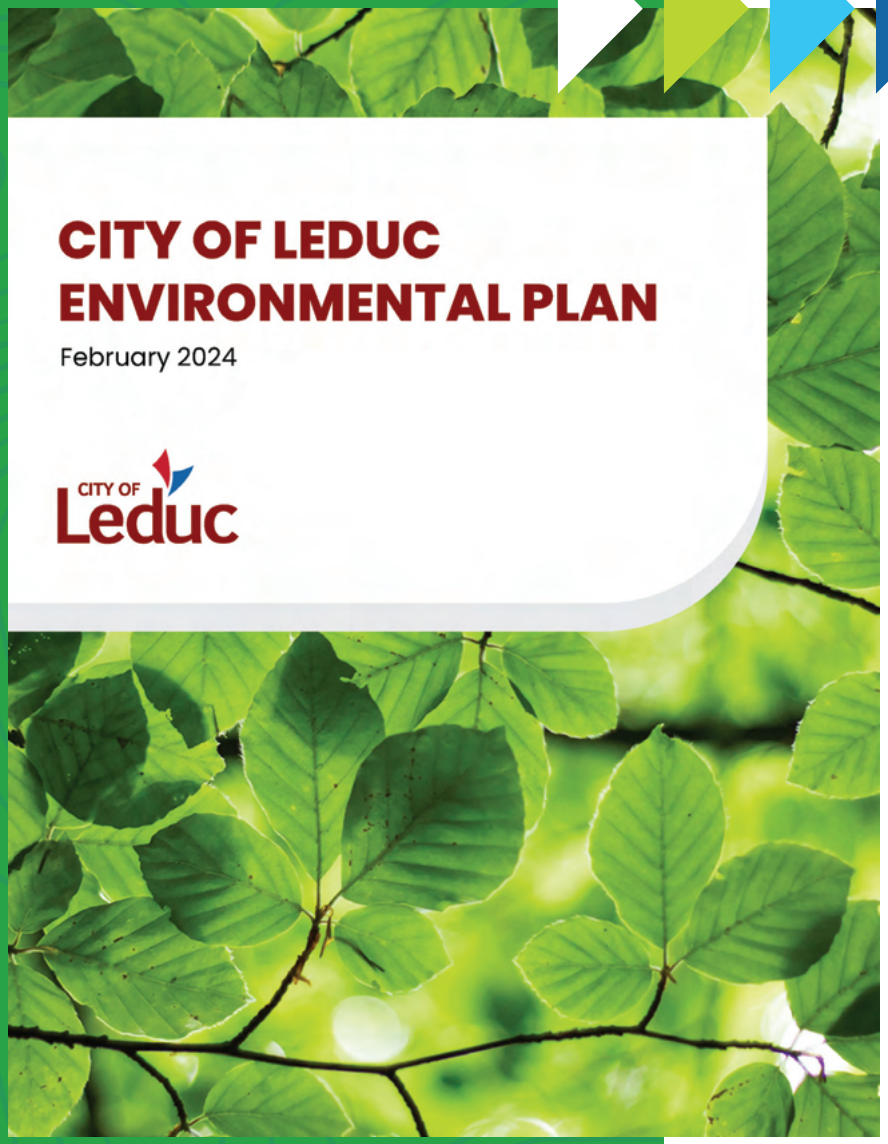

The Environmental Plan Update for the City of Leduc builds upon the original Environmental Plan developed in 2012.

The Plan aims to guide sustainability actions over a ten-year period and support Leduc's environmental vision to "be a community leader in environmental sustainability and stewardship." The original Plan contained forty-five actions.

The City achieved 80% of the actions in the original Plan, with another 15% in progress.

Engagement began for the new update to ensure that diverse perspectives were included in this process, including youth, the school board, environmental organizations, City Council and community members. Over 500 community members participated through in-person and virtual opportunities, in which they shared their priorities and concerns.

The Updated Environmental Plan now includes five topic areas: Waste, Water, Ambient Impacts (Noise, Light, and Air), Energy and Climate Resiliency, and Land. These categories are reflected in this progress report.

In total, there are now 40 actions that the City will focus on. The Plan aims to be reasonable, measurable, and meaningful, guiding the city towards its environmental sustainability goals over the next decade.

It is available on Leduc.ca.

Waste Diversion

ECO STATION

61,138
VISITS IN 2024

75.45% Leduc residents
21.93% Leduc County residents
1.85% Beaumont residents
0.66% Calmar residents
0.10% Devon residents

MATERIALS RECEIVED:
124 mt Blue Bag Recyclables
46,558 kg Electronic Waste
51,762 kg Expanded Electronics Pilot
26.15 mt Styrofoam Pilot
2,035 Propane/extinguishers
52,800 L Paint
17,400 L Flammable Liquids
1,900 L Used Oil
5,380 Tires
19,651 kg Glass

YARD WASTE TRANSFER STATION

752
TONNES IN 2023

1,152
TONNES IN 2024



RECYCLE ROUNDUP

401
VEHICLES IN 2024

MATERIALS RECEIVED:
1,172 kg Paint Products
95 Paint Aerosols
84 Tires
1,200 L Used Oil



CURBSIDE DIVERSION

10,600
HOUSES IN 2024

3,089.57 Tonnes Organics
994.98 Tonnes Recyclables
3,523.58 Tonnes Waste

% RESIDENTIAL CURBSIDE DIVERSION

Population: 37,000

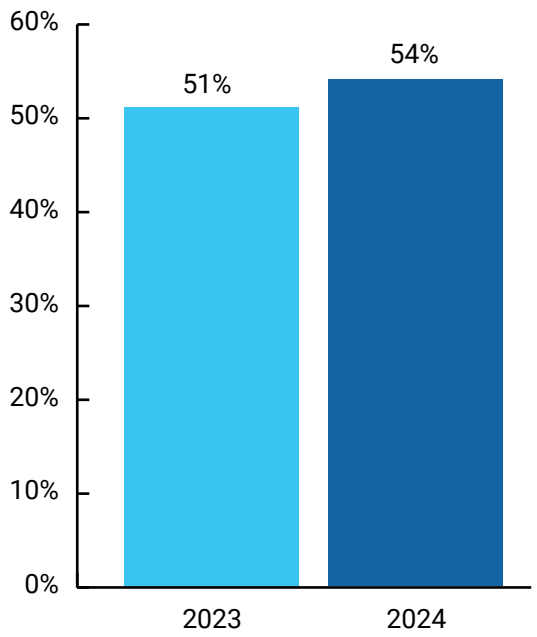

ORGANICS ARTIFICIAL INTELLIGENCE (AI)

AI technology was added to improve the City's organics collection program in 2023.

870
EDUCATIONAL POSTCARDS IN 2023

908
EDUCATIONAL POSTCARDS IN 2024

RECYCLE COACH

Scan the QR code below to download Recycle Coach, the City's free waste sorting and collection calendar app.

In 2024, **489,354** interactions occurred with the Recycle Coach app.

We saw **3,642** mobile users and **5,929** materials searched.

TOP 5 ITEMS SEARCHED:

Glass bottles and Jars
Plastic Bottles, Jars and Jugs
Food Items
Styrofoam Packaging
Clear Rigid Plastic Food Containers

SCAN TO DOWNLOAD!

Ambient Impacts

Photo Credit: Jenna Chernuka

AIR QUALITY HEALTH INDEX (AQHI)

The City of Leduc has been a part of the AQHI map (airquality.alberta.ca/map) since 2023. The AQHI map provides real-time insight into our community's air quality. Easily accessible data allows the City to make informed decisions to support the health and wellbeing of residents.

Please note: The increasing number of wildfires during spring and summer months impacts air quality profoundly.

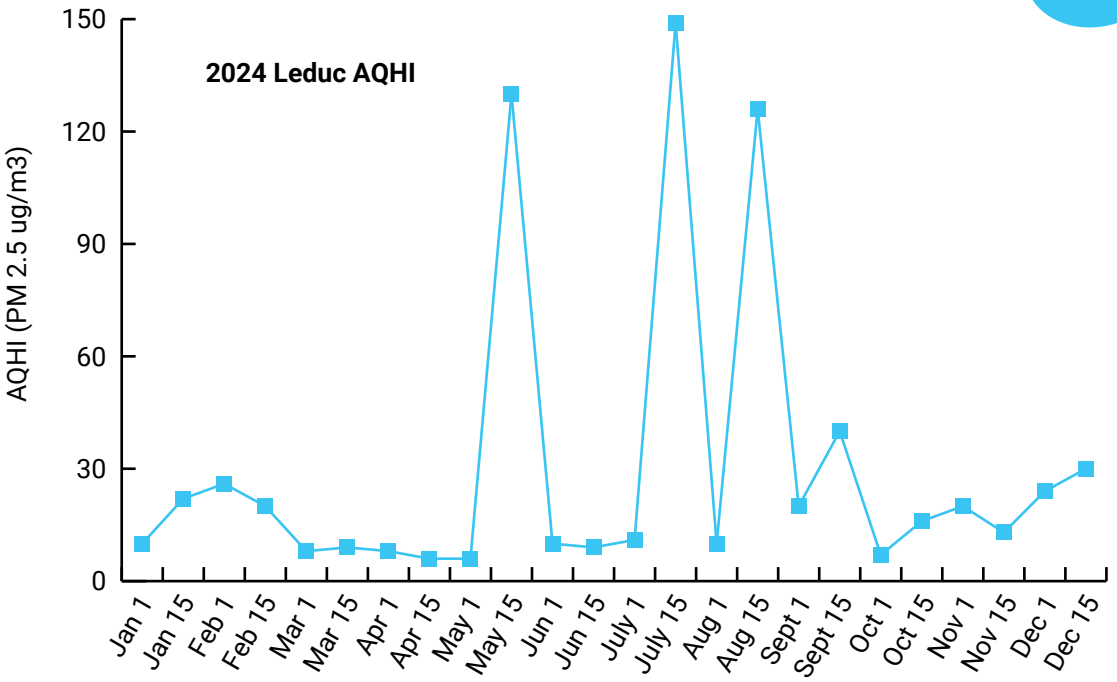

Climate Resiliency

SOLAR INITIATIVES

Solar panels form part of a foundational energy conservation program in Leduc and can be found on the Leduc Recreation Centre, the City's Operations Building, Protective Services Building, and local Eco Station. Leduc's solar panels reduce greenhouse gas emissions, enhancing the environment, and contributing to operational savings for the City.

LRC & OPERATIONS

Year	Energy Generated (MWh)	Equates to Number of Homes Powered	Operational Savings	Greenhouse Gases Reduced (tonnes CO2)
2023	1,534	212	$190,000	1,072
2024	844.88	117	$104,646	590

ECO STATION

Year	Energy Generated (MWh)	Equates to Number of Homes Powered	Operational Savings	Greenhouse Gases Reduced (tonnes CO2)
2023	18	2	$2,700	13
2024	11.11	1	$1,666	8

PROTECTIVE SERVICES

Year	Energy Generated (MWh)	Equates to Number of Homes Powered	Operational Savings ($)	Greenhouse Gases Reduced (tonnes CO2)
2023	68	9	$9,000	47
2024	65.71	8	$8,696	45

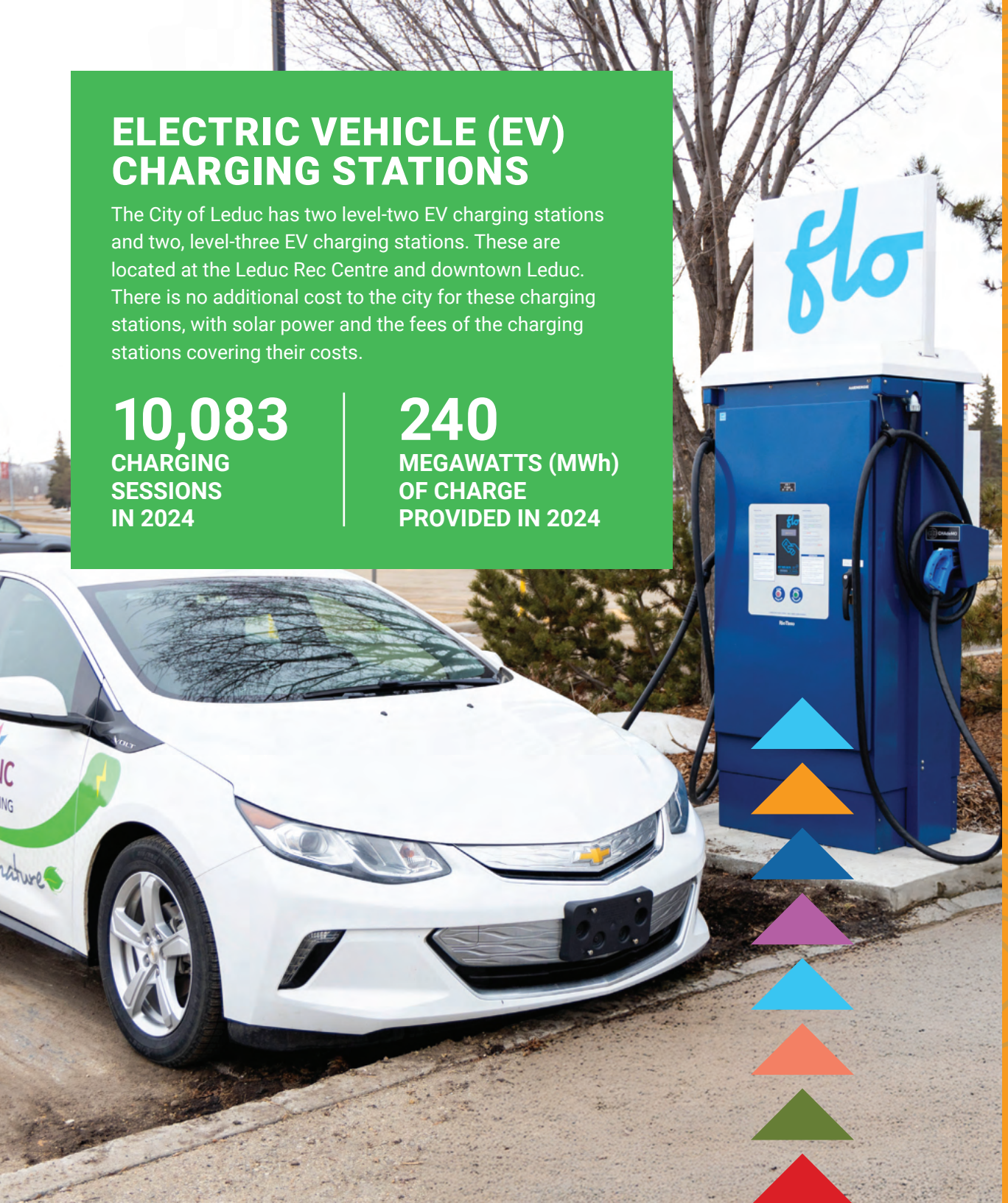

ELECTRIC VEHICLE (EV) CHARGING STATIONS

The City of Leduc has two level-two EV charging stations and two, level-three EV charging stations. These are located at the Leduc Rec Centre and downtown Leduc. There is no additional cost to the city for these charging stations, with solar power and the fees of the charging stations covering their costs.

10,083
CHARGING SESSIONS IN 2024

240
MEGAWATTS (MWh) OF CHARGE PROVIDED IN 2024

CLEAN ENERGY IMPROVEMENT PROGRAM (CEIP)

CEIP provides property owners with a flexible way to pay for home energy efficiency and renewable energy projects.

17
PROJECTS IN 2023

22
PROJECTS IN 2024

Land

ALTERNATIVE TRANSIT

Leduc Transit is an inter-municipal transit partnership between the City of Leduc and Leduc County. Leduc residents continue to use and value transit services as a viable option over the use of private vehicles.

113,223 BOARDINGS* IN 2023

105,415 BOARDINGS* IN 2024

**Boardings – a passenger is counted each time they board a bus*

LATS

LATS is a door-to-door, driver-assisted transportation service for seniors (65+) and for people with cognitive and/or physical disabilities within the City of Leduc.

23,779 BOARDINGS* IN 2023

24,481 BOARDINGS* IN 2024

ON-DEMAND TRANSIT

On-Demand Transit became available in Leduc for the first time in 2021 and expanded in 2022 and 2023, with scheduled service remaining for Routes 1 and 10.

28,578 BOARDINGS* IN 2023

49,646 BOARDINGS* IN 2024

E-SCOOTER PROGRAM

Year	Total Rides	Number of Active Users	Length of Average Ride
2023	20,080	1,000	20 minutes
2024	16,536	2,741	20 minutes

POLLINATOR GARDEN CHALLENGE

Creating gardens and landscapes that provide food, water, and safe shelter for pollinators can help boost pollinator populations and enhance natural plant biodiversity.

13
REGISTRATIONS IN 2023

5
REGISTRATIONS IN 2024

ARBOUR DAY

Leduc's Urban Canopy Expansion Project was completed in 2024 with a total of 24,221 trees planted across the City. The project was supported by funding through Natural Resources Canada's 2 Billion Trees Program.

1,005
TREES PLANTED IN 2023 BY 105 VOLUNTEERS

3,165
TREES PLANTED IN 2024 BY 132 VOLUNTEERS

BIRD COUNT

The community helps to monitor bird species to understand the scope of biodiversity within Leduc.

2023	SPRING	1,991 BIRDS	100 SPECIES
	WINTER	251 BIRDS	27 SPECIES

2024	SPRING	1,136 BIRDS	81 SPECIES
	WINTER	1,018 BIRDS	23 SPECIES